

Mariagrazia Bertarini • Martha Huber • Paolo Iotti

NOW

A young girl in a purple jacket and a young boy in a striped shirt and backpack are standing behind the large red letters 'NOW'.

I

3



GAN

A young boy in a pink shirt is sitting on the ground in front of the letter 'G', and another young boy in a green shirt is standing behind the letters 'AN'.

Student's Book
with Activity and Grammar Zone

SYLLABUS	MAIN VOCABULARY	MAIN STRUCTURES	CLIL AND CIVILISATION
Let's Start!	Revision Unit	Revision Unit	
1 My family	mum, dad, sister, brother, grandma, grandad Numbers 20-100 Jenny's corner: house decorations	Hello, Hi, Good morning, Nice to meet you. This is... His/Her name is... He/She's... How old is he/she? He/She is... How old are you? I'm...	Clil: Social skills Civilisation: Families
2 My favourite food	water, bread, rice, pasta, pizza, sandwiches, chocolate biscuits, fish fingers, plums, pears, crisps, eggs, meat, sausages, cola Eddy's corner: special plates	Like (present simple) all forms Lara's/Tim's/His/Her/favourite food is...	Clil: Food and nutrition Civilisation: Yummy! Yummy!
3 My favourite clothes	jumper, jeans, socks, shoes, coat, trainers, shirt, skirt, cap, gloves, boots, scarf, T-shirt. A pair of... big, small, old, new, long, short Molly's corner: clothes picture dictionary	Have got (present simple) all forms Wear (-ing form)	Clil: Road safety Civilisation: School uniforms
4 School time	paint a picture, have lunch, use a computer, play the piano, play volleyball, read a book in English canteen, gym, computer lab, music room, library, art room Nick's corner: a funny school bus	Can (present simple) all forms	Clil: Social skills Civilisation: My school
5 Safari park	lions, snakes, elephants, monkeys, giraffes, crocodiles, tigers, hippos, bears, zebras	How many...? There is/are... all forms Revision of all verb forms	Clil: Environmental studies
Festivities	Scary Halloween! Merry Christmas! Happy Easter!		
Grammar zone	Gli articoli determinativi, gli articoli indeterminativi, il nome, gli aggettivi qualificativi, gli aggettivi dimostrativi, gli aggettivi possessivi, il genitivo sassone, i pronomi personali soggetto, be, have, can, like - presente semplice, there is-there are		
Theatrino Time	The Wizard of Oz		

NOW

A girl in a purple jacket and a boy with a backpack are standing behind the large red letters 'N', 'O', and 'W'.

I

3



CAN


A boy is sitting on the floor next to the letter 'C', and another boy is standing behind the letters 'A' and 'N'.

Now I can 3

di Mariagrazia Bertarini, Martha Huber e Paolo Iotti

© 2015 - ELI s.r.l
CP 6 – 62019 Recanati – Italia
Tel. +39 071750701 – Fax + 39 071977851
e-mail: info@elionline.com – www.elilaspigaedizioni.it

Responsabile editoriale e Art Director – Letizia Pigni
Redazione – Maria Letizia Maggini
Consulente linguistico – Lisa Suett
Responsabile di produzione – Francesco Capitano
Progetto grafico – Airone Comunicazione
Illustrazioni – Sergio Trama
Referenze iconografiche – Danilo Maceratesi, Shutterstock
Musiche – Paolo Iotti

Questo testo è realizzato con il carattere  EasyReading™.
Font ad alta leggibilità: strumento compensativo per i lettori con dislessia
e facilitante per tutte le categorie di lettori.

www.easyreading.it

La casa editrice ringrazia tutti gli insegnanti che con il loro prezioso lavoro
hanno contribuito all'ottimizzazione del corso.

ISBN 978-88-536-2064-4 Student's Book 3
ISBN 978-88-536-2065-1 Teacher's Book 3


Tutti i diritti riservati. È assolutamente vietata la riproduzione totale o parziale
di questa pubblicazione, così come la trasmissione sotto qualsiasi forma o
con qualunque mezzo, senza l'autorizzazione scritta della casa editrice.

Stampa – Tecnostampa – Recanati – 15.83.041.0

Let's start!

1 Listen and read. 

I like the sea!
I like surfing. This is my
favourite place.



I like the city!
I like taking photos with
my camera.



We like the mountains!
We like playing in the snow
and skiing. Can you ski?



2 Listen, act and read.  


Benjy is on holiday.
Sun, orange juice and ...



... a photo album.




Two noses,
four ears, yellow hair.
Oh, it's Bob.



I like food.





3 Listen and write the numbers.  



What colour is the cupboard?

What colour is the window?

What colour are the desks?

Let's start!

4 Write the words. Then listen and check.



- ~~frog~~ banana dance feet fly
- eyes sing hands pig
- cheese ~~nose~~ ears apple hen
- ~~ice cream~~ yogurt cow horse clap your hands

Parts of the body



nose

.....


.....

.....

.....

.....

Food



ice cream

.....

.....

.....

.....

.....

Animals



frog

.....

.....

.....

.....

.....

Actions



jump

.....



.....




















.....

.....

.....

1 Listen and play The Crossing Game.



My family

Unit

1

1 Listen and read. 



Hello, my name is Gou.
This is my sister Lyn and
these are my parents.







Hi, I'm Jack. This is my
family. My sister Pam, my
dad, my mum, my grandad
and my grandma.




Hello, my name is Kate.
This is my brother Louis and
this is my mum
and my dad.




2 Listen, act and read.





3 Listen and write the numbers.  



4 Listen and complete. Sing.  

This is my ,
her name is Lynn.

This is my ,
his name is Alfred.


She's my ,
he's my

My and
my


and this is me.




5 Complete.



My
grandma
.....




My
.....




My
.....



My
.....




My
.....




My
.....


This is my family!



My
.....



Me



My
.....

- 6 Circle seven words. Use the remaining letters to write Benjy's question.

I'm ten.

B	R	O	T	H	E	R	H
O	W	S	I	S	T	E	R
G	R	A	N	D	A	D	O
M	U	M	L	D	M	E	A
R	D	A	D	E	Y	O	U
G	R	A	N	D	M	A	?

- 7 Listen and play with your friends.


What's your name?

My name's Isabel.

How old are you?

I'm eight.

8 Read and match. Colour the frames.



He's Nick.

He's Benjy.

She's Molly.

He's Eddy.

She's Jenny.

9 Guess, then listen and check.  

How old is she?

How old is he?

How old is she?



Sophie



Alex



Kate

- fourteen
- twelve
- seventeen



- fourteen
- thirteen
- eleven



- eleven
- thirteen
- nineteen

10 Listen, point and say.  



11 Let's tune in. Listen and say. 

	 
30	thirty
40	forty
50	fifty

	 
13	thirteen
14	fourteen
15	fifteen

12 Look and complete. Listen and check.



twenty-

one	21
two	22
three	23
four	24
five	25
six	26
seven	27
eight	28
nine	29

thirty-

.....

.....

.....

.....

.....

.....

.....

.....

.....

.....

13 Say the numbers in order.

14 Write the numbers in order. Say.

.....

.....

.....

fifty-one	fifty-seven	fifty-eight	fifty-four
	fifty-six		
fifty-five	fifty-two	fifty-three	fifty-nine

15 Complete the sequences. Listen and check.

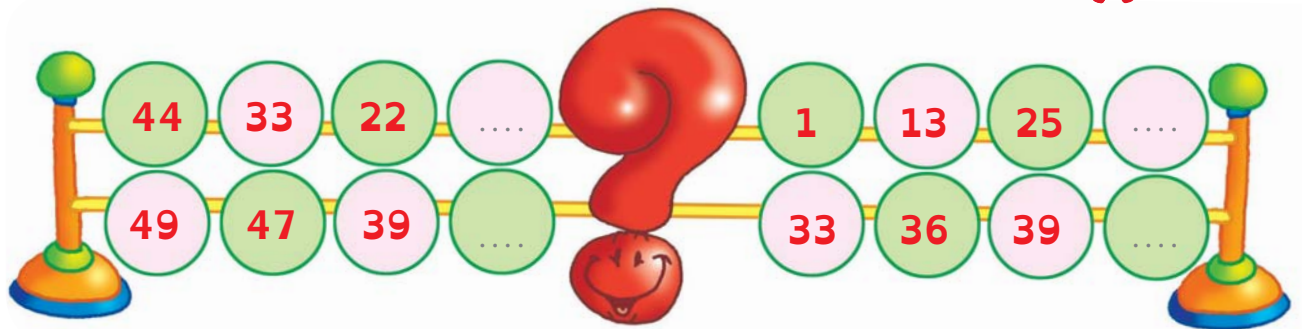
ten • twenty • • forty • • sixty

seventy • • • one hundred

one hundred • • eighty • • sixty

..... • forty • • • ten

16 Find the missing numbers. Listen and check.



17 Complete.

thirty-seven + eighteen =

twenty-five + sixty-two =

twenty-four + twelve =

ninety - forty-five =

seventy-three - eleven =

one hundred - twenty =

one hundred : four =

eighty : ten =

thirty X three =

eleven X four =



THIS IS ME

18 Listen and read. 




This is my mum.
Her name's Victoria.
She's thirty-nine.
I love my mum!



This is my brother.
His name's John.
He's twelve.
My brother is great!

19 Complete and read to your friends.

This is my
..... name's
..... 's
..... !



NOW I CAN

1 Look and complete. 




Mary



Tom




Pam



Bill



Jill



Teddy



Hello, I'm Eddy and this is my family.

Mary is my

Tom is

.....

.....

.....


.....

2 How old are they? Look and complete.



He's

3 Write the numbers and do the sums.




x



x

..... =



x



x

..... =

4 Read the numbers and colour the correct words. 🗣️

twelve

12

twenty

thirteen

30

thirty

fourteen

40

forty

1 Listen, then tick the friendly answer. 20



2 Listen, then tick the friendly behaviour. 21



3 Listen, then tick the polite questions. 22



4 Listen and complete.


Good morning Mrs Dew. • I like the slide. • Can I help you?
Be careful. • Do you want a sweet?




Molly is careful.



Benjy is helpful.



Jenny is polite.



Eddy is kind.



Nick is responsible.

Families

1 Listen and read.

Hi! I'm **John**.
I'm American. I live in a big house
in San Diego, California. This is
my family: my mum, my dad,
my brother and my sister.



2 Describe your family and your house.

.....

.....

.....

.....

.....

.....

.....



This is my house.
It's beautiful.
I like my house!



Hello! My name's Jessica. I'm English. I live in a small flat in Birmingham with my dad, my mum and my brother.



This is my flat. It's small but very nice. I like it!

JENNY'S CORNER

house decorations



Can you make it?



a mirror



a key holder

1 Listen and play The Family Game. 



I'm

My favourite food

Unit

2

1 Listen and read. 

Yummy!
I like fruit pies.
My favourite is apple pie.
Do you like fruit pies?




I like roast chicken
and chips. I like pizza, too.
My favourite is
cheese and tomato pizza.
Do you like pizza?



2 Listen, act and read.





3 Listen, point and say.  



water



pasta



rice



bread



pizza



sandwiches



chocolate biscuits



fish fingers



plums



pears



crisps



eggs



meat



sausages



cola



4 Listen and complete. Sing.  

Do you like ? No, I don't.
 Do you like ? No, I don't.
 Do you like ? No, I don't.
 Do you like ? No, I don't.

Try all this food at least once,
 Hey, give all food a chance.

Do you like ? Yes, I do.
 Do you like ? Yes, I do.
 Do you like ? Yes, I do.
 Do you like ? Yes, I do.

Try all this food at least once,
 Hey, give all food a chance.

rice
 plums
 sausages
 eggs



5 Draw or write what you like and what you don't like.



6 Let's tune in. Listen and say. 

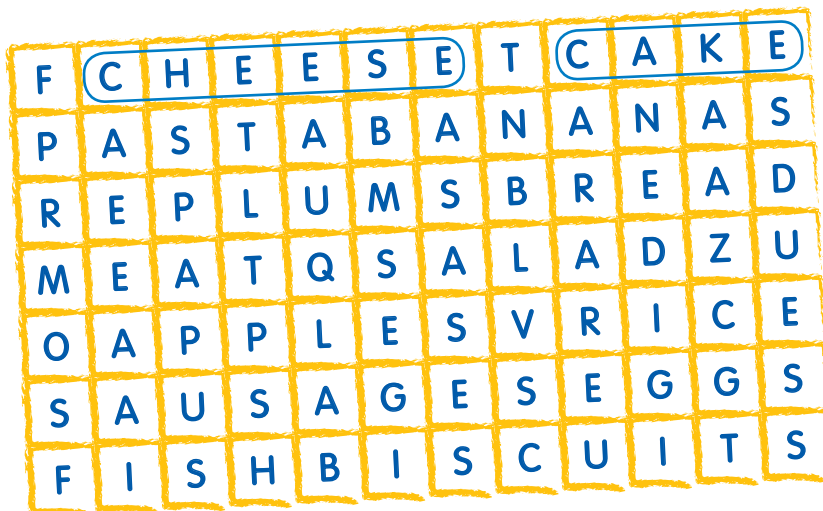

 Do you like sandwiches?


 No, I don't.


 Do you like chocolate biscuits?


 Yes, I do.

7 Find and then write the food names.



SAVOURY
FOOD

Cheese,

.....

.....

.....

SWEET FOOD

Cake,

.....

.....

.....

UNCOOKED FOOD

Cheese,

.....

.....

.....

COOKED FOOD

Cake,

.....

.....

.....




8 Listen and act. 



9 Draw your favourite pizza.



10 Listen, read and write the names.



Maria likes sandwiches, eggs, water and crisps.

Kevin likes sandwiches, eggs and water. He doesn't like crisps.


Paul likes pizza, fish fingers, chips, pears and plums.

Lisa likes pizza, fish fingers, chips and pears. She doesn't like plums.

Sandra likes pasta, sausages and chocolate biscuits. She doesn't like rice.

Robert likes rice, sausages, pasta and chocolate biscuits.

11 Look and write. 



- 1 Molly likes, but she doesn't like
- 2 Eddy, but he doesn't like
- 3 Nick, but he doesn't like
- 4 Jenny, but she doesn't like

12 Answer. Use Yes, he/she does or No, he/she doesn't.

- 1 Does Eddy like pears?
- 2 Does Jenny like eggs?
- 3 Does Nick like sandwiches?
- 4 Does Molly like fish fingers?
- 5 Does Nick like rice?

13 Listen and act.

Martin, what's your favourite food?

My favourite food is... pasta.

William, what's your favourite food?

Sausages. I love sausages.



14 Ask four friends and complete. Then write.

Name	Favourite food
Martin	pasta
William	sausages
.....
.....
.....
.....

Martin's favourite food is pasta.

William's favourite food is sausages.

.....

.....

.....

.....

THIS IS ME



1 Complete and read to the class.

me

- pasta
- pizza
- sandwiches
- chocolate biscuits
- fish fingers
- plums
- pears
- crisps
- eggs
- meat
- sausages
- rice
- bread
- water



my friend

- pasta
- pizza
- sandwiches
- chocolate biscuits
- fish fingers
- plums
- pears
- crisps
- eggs
- meat
- sausages
- rice
- bread
- water



I like

.....

I don't like

.....

My favourite food is

.....

He/She likes

.....

He/She doesn't like


.....

His/Her favourite food is

.....

NOW I CAN

1 Do the crossword. 



1



2



3



4



5



6



7



8



9



10



11



12



13



14

2 Look and write. 

Remember: ✓ = likes X = doesn't like ★ = favourite food



Eddy	★	X	X	✓	✓	✓	X	X
Molly	X	✓	✓	X	★	X	✓	X
Benjy	✓	★	✓	X	X	✓	X	✓

Eddy likes

He doesn't like

His favourite food is



Molly

She doesn't like

Her favourite food is

Benjy

.....

.....

.....

.....



1 Listen and complete. 

Fruit and vegetables are different colours. Different colours give us different vitamins and minerals.



The group is rich in vitamin A, vitamin C and potassium.



The group is rich in vitamin C.



The group is rich in vitamin A, vitamin C, potassium and iron.



The group is rich in vitamin A and vitamin C.



The group is rich in vitamin A, vitamin C and calcium.

What's your favourite colour?



2 Follow the maze and complete. Then listen and check.

Vitamins and minerals help us grow and stay healthy.



calcium



potassium




vitamin A



vitamin C



iron



1

I give you strong bones and strong teeth. I am

2

I carry oxygen to all the parts of your body. I am

3

I help the heart to beat and muscles to move. I am

4

I help you to see better, especially at night. I am

5

I fight infections and I heal wounds. I am

Yummy! Yummy!

1 Listen and complete. 

A traditional English **breakfast** is a very big meal: eggs, , tomatoes, bacon, baked beans, mushrooms, toast.



... but I like cereal with, chocolate biscuits and





Lunch is a quick meal:
a sandwich with
lettuce and,
an and
a glass of milk.

Dinner is the most important meal
of the day:, potatoes
and



EDDY'S CORNER



Can you
make it?

Special plates



a car plate



a flower plate

PLAY

1 Listen and play **The Food Game.** 38



I like

My favourite clothes

Unit

3



1 Listen and read.

Hats, long scarves and coloured jumpers are very trendy in **autumn**.



T-shirts, jeans, trainers and a bike! Wow! We love **summer**!

We always wear jeans and a jumper to play in the park in **spring**!



In **winter** we wear gloves and ski jackets! Brrr... it's so cold in the snow.

2 Listen, act and read.





3 Listen and say. 4 Tick true or false. Then listen and check. 

- The jumper is on the chair.
- The jeans are in the wardrobe.
- The skirt is under the desk.
- The boots are behind the door.

<input type="checkbox"/>	<input type="checkbox"/>
<input type="checkbox"/>	<input type="checkbox"/>
<input type="checkbox"/>	<input type="checkbox"/>
<input type="checkbox"/>	<input type="checkbox"/>



5 Listen and complete. Do the chant.  

Mum...
can I go out and play with my friends?

Have you got your ?
No, I haven't.

Have you got your ?
No, I haven't.

Have you got your ?
Have you got your ?

No, I haven't. No, I haven't.

Remember...
get ready before you go out and play.
OK, Mum.



Have you got your ?
Yes, I have.

Have you got your ?
Yes, I have.

Have you got your ?
Have you got your ?

Yes, I have. Yes, I have.

Yes, you're ready.
Now you can go out and play.

6 Look at the pictures and complete. Listen and check.  



I've got

a yellow

a pink

a red

a pair of orange

a pair of green

and a pair of grey

I've got

a yellow

a pair of blue

a red

a green

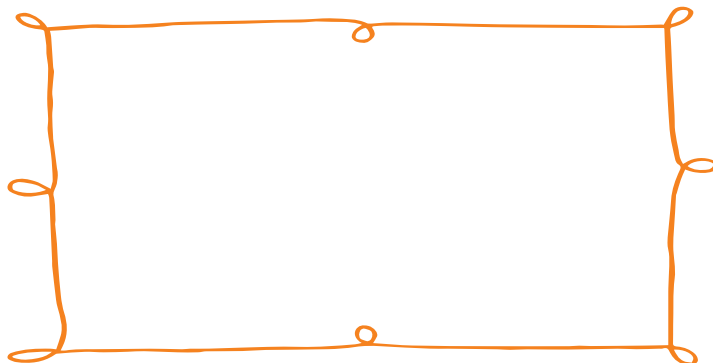
a pair of orange

and a pair of black and

white



7 Draw four clothes and say.




I've got

.....

.....

.....

8 Listen and talk to a friend. Draw his/her clothes. 



9 Complete.

She/He has got

.....

She/He hasn't got or

10 Listen and write the numbers.



11 Listen and complete. Do the chant.

I've got a skirt, a skirt.

I like my skirt. Oh, yeah.

I've got a pair of jeans, jeans.

I like my jeans. Oh, yeah.

I've got a jumper, a jumper.

I like my jumper. Oh, yeah.

I've got a cap, a cap.


I like my cap. Oh, yeah.

Long, short, old, new,
big, small. I like my clothes.

I like them all.



12 Draw what are you wearing today and complete.



I'm wearing...

.....
.....
.....
.....
.....
.....
.....
.....
.....
.....
.....
.....

13 Answer. Use Yes, I am or No, I'm not.

- 1 Are you wearing jeans?
- 2 Are you wearing a skirt?
- 3 Are you wearing boots?
- 4 Are you wearing shoes?
- 5 Are you wearing trainers?
- 6 Are you wearing socks?
- 7 Are you wearing a shirt?
- 8 Are you wearing a jumper?



14 Look, read and tick true or false. 



- | | | | | | |
|------------------------------|----------------------------|----------------------------|------------------------------|----------------------------|----------------------------|
| He's wearing a big jumper. | <input type="checkbox"/> T | <input type="checkbox"/> F | She's wearing a short skirt. | <input type="checkbox"/> T | <input type="checkbox"/> F |
| He's wearing new jeans. | <input type="checkbox"/> T | <input type="checkbox"/> F | She's wearing a small hat. | <input type="checkbox"/> T | <input type="checkbox"/> F |
| He's wearing small trainers. | <input type="checkbox"/> T | <input type="checkbox"/> F | She's wearing old shoes. | <input type="checkbox"/> T | <input type="checkbox"/> F |

15 Answer. Use Yes, he/she is or No, he/she isn't.

- Is she wearing a big hat?
- Is he wearing old jeans?
- Is she wearing old shoes?
- Is he wearing a small jumper?
- Is she wearing a short skirt?
- Is he wearing big trainers?

THIS IS ME

16 Complete and read to the class.



I've got... I haven't got...

.....

.....

.....

.....

.....

.....

.....


.....

.....


.....

.....

.....

My favourite T-shirt is 

.....

My favourite jeans are 

.....

NOW I CAN

1 Look at the pictures and find the differences.



The skirt is short.

.....



The skirt is long.

.....


2 Colour Eddy and write.



He's wearing

.....

3 Look and complete.



I've got

.....
.....
.....
.....



I've got

.....
.....
.....
.....









I've got


.....
.....
.....
.....



1 Look and write the names of the colours. 

2 Listen, read and colour.  



Nick is wearing a white T-shirt, a black cap and brown trousers. He's got a dark green bag.



Molly is wearing blue jeans, a yellow T-shirt and an orange hat. She's got a red bag.

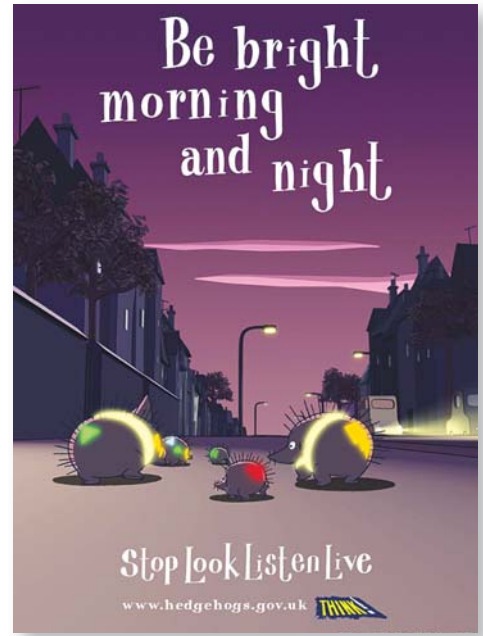
3 Complete. Who can go out safely, Nick or Molly?

..... is wearing

.....

.....

..... can go out safely.



4 Listen and complete.

This is the lollipop lady in front of my school. She's wearing a cap and a coat. She's got a,, and stop sign.



5 Write.

This is the
in front of my

..... is wearing

..... has got

Cross safely
where you see these people



Stop Look Listen Live

www.hedgehogs.gov.uk

School uniforms

1 Listen and complete.



Hi there!
My name's **Daniel**.
I go to St. Lawrence's
School in Wymington, UK.
Do you like my
school uniform?

my
.....

my
.....

my tie

my trousers

my
.....

shirt

shoes jumper

Look at this...



USA



UK

sweater



jumper

pants



trousers

sneakers



trainers

Hello!
I'm **Cecilia**. I go to
St. George's School,
in Vancouver, Canada.
This is my
school uniform.
Do you like it?



my
.....

my
.....

my
.....

my
.....

shirt shoes

skirt socks

MOLLY'S CORNER

Clothes picture dictionary

Can you
make it?



1 Listen and play **The Who's Who Game.**



Paula is wearing a purple dress and black boots.

Yes!



I have

What is your friend wearing today? Draw and write.

He/She's wearing

School time

Unit

4

1 Listen and read.



Hello, my name's Lucy.
This is my school.



My favourite room at school is
the art room. I like drawing trees
and flowers, but I can't draw animals.





I like the computer lab very much.
I can use a computer to write and
to listen to music.



I have lunch in the canteen.
The food is delicious!

2 Listen, act and read.  



3 Listen and say. 

paint a picture



have lunch



use a computer



play the piano



play volleyball



read a book in English

4 Listen and colour the frames. 

canteen



gym



computer lab



music room



library



art room

5 Listen and complete. Sing the song.  

paint • play • play • use

Can you a picture?
No, I can't. It's too difficult.



Can you a computer?
No, I can't. It's too difficult.

Can you the piano?
No, I can't. It's too difficult.



Can you volleyball?
No, I can't. It's too difficult.

Nothing is too difficult for you,
if you say "please, help me".



Can you a picture?
Yes, I can, if you help me.

Can you a computer?
Yes, I can, if you help me.

Can you the piano?
Yes, I can, if you help me.



Can you volleyball?
Yes, I can, if you help me.

Nothing is too difficult for you
if you say "please, help me".

6 Listen and colour the correct answer. 



I can I can't paint a picture.

I can I can't play the piano.



I can I can't play volleyball.

I can I can't play the piano.



I can I can't play volleyball.


I can I can't make a sandwich.



I can I can't read a book.

I can I can't make a sandwich.

7 Draw and complete.



I can't but I can

8 Listen and write the numbers.  



9 Ask your friends.

Names	Can you:	Yes, I can/No, I can't
	paint a picture?	
	use a computer?	
	play the piano?	
	make a sandwich?	
	play tennis?	
	play hockey?	
	play basketball?	
	play football?	

10 Read and answer.

- Who can paint a picture?
- Who can use a computer?
- Who can play the piano?
- Who can make a sandwich?
- Who can play tennis?
- Who can play hockey?
- Who can play basketball?
- Who can play football?

11 Look, read and complete.



This is **Kevin**.
His favourite room at school
is the
because he can read a book
in English there.



This is **Philip**.
His favourite room at school
is the because
he can use a computer to write,
draw and play music there.



This is **Melanie**.
Her favourite room at school
is the because
she can play the piano there.



This is **Paul**.
His favourite room at school
is the because
he can have lunch there.

12 Listen and check.

13 Listen and tick the correct answer.  



Play tennis. Y N
 Play basketball. Y N

William



Play tennis. Y N
 Play hockey. Y N

Linda



Play football. Y N
 Play basketball. Y N

Paula



Play hockey. Y N
 Play football. Y N

Martin

14 Write about William, Linda, Paula and Martin.

William	He can play basketball, but he can't play tennis.
Linda	
Paula	
Martin	

15 Answer. Use **Yes, he/she can** or **No, he/she can't**.

- | | |
|-----------------------------|----------------------------|
| 1 Can Linda play hockey? | 3 Can William play tennis? |
| 2 Can Martin play football? | 4 Can Paula play football? |

16 Listen and act. Ask a boy and a girl in your class.



	because...
Art room			
Music room			
Computer lab			
Gym			
Canteen			
Library			

17 Complete.

Paula's favourite room at school is
because she can

.....'s favourite room at school is
because can

.....'s favourite room at school is
because can

THIS IS ME

18 Tick.



In my school there is...

	Yes	No
a gym		
a library		
a canteen		
a computer lab		
a music room		
an art room		

19 Complete and read to the class. Use **can** or **can't**.

In the gym,

I play volleyball.

I play basketball.

I have lunch.

I play football.

I paint a picture.

I read a book in English.

I use a computer.

I play the piano.

I make a sandwich.



NOW I CAN

1 Look and complete. 



Eddy can
and
He can't
or



Molly
and
She
or



Nick
and
He
or



Jenny
and
She
or

2 Match. Then complete. 



have lunch



paint a picture



read a book



play the guitar



play volleyball



use a computer

In the you can use a computer.

In the you can

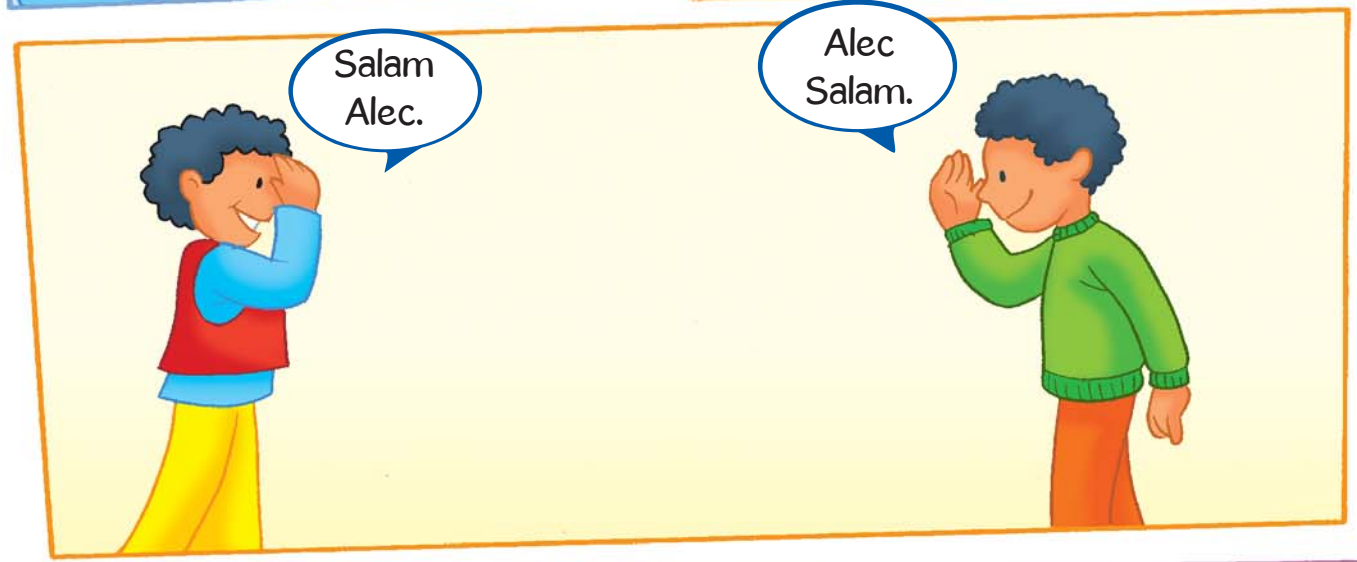
In the you

In the you

In the you

In the you

1 Look, read and act.



2 Listen to the class rules and write the numbers.



1 We work together.



2 We play together.



3 We raise our hands to speak.

4 We are kind and respect each other.

5 We take care of our school things.

6 We share.

7 We keep our rooms clean and tidy.

8 We listen when our teacher or a classmate is speaking.



My school

1 Listen and complete.



Hello everybody!
I'm Val. I live in Chicago, USA.
I'm Come and visit
my My school is
a building. There are
..... rooms.



This is the



and this is the,
my favourite room.



This is the sports field.
I play softball with my
Softball is very popular with girls in
.....




I've got lots of friends at school.
I don't wear a uniform, so I can wear my favourite clothes.

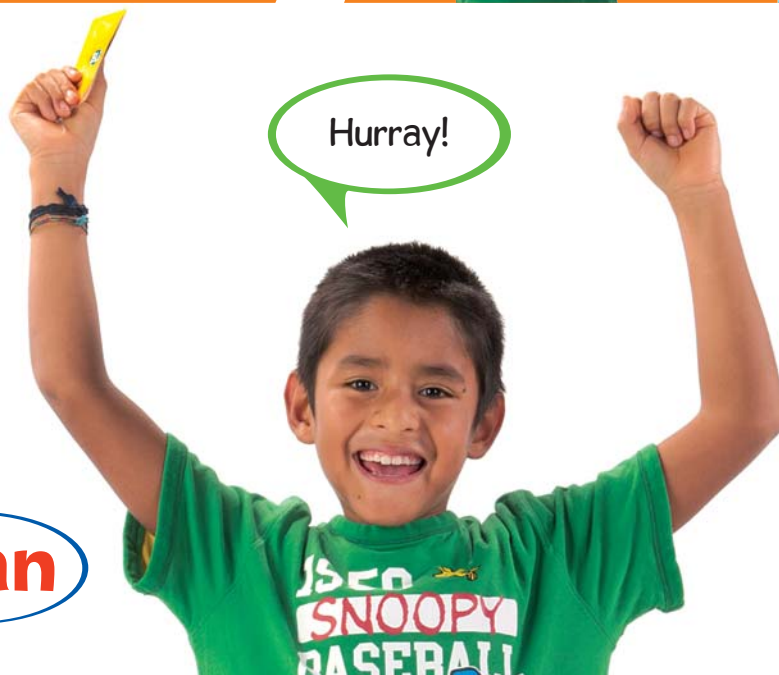
Nick's CORNER

a funny school bus

Can you
make it?



1 Listen and play **The Twins Game.** 



I can

Safari park

Unit

5

1 Listen and read.



A baby hippo is very big!
A one-year-old hippo
weighs about 250 kilos!




Lions are very big cats.
They are beautiful, strong
and sometimes lazy.

Tigers like playing,
but they can be very,
very dangerous!



2 Listen, act and read.  



3 Listen and say.  




lions



snakes



elephants



monkeys



crocodiles



tigers



hippos



bears



giraffes



zebras

4 Talk to a friend.

How many lions are there?

Two.



5 Listen and complete. Sing the song.  

This is the safari rap,
safari park rap.

There are ,
there are ,
..... and monkeys.

Giraffes and crocodiles,
hippos and tigers.

This is the safari rap,
safari park rap.


I can see a
I can see a ,
an , a monkey.

I can see the hippos, but I can't see the bears.

Bears, bears. Are there any bears?

Yes, look! There are lots of bears.

Nice to meet you. Say cheese!



6 Let's tune in. Listen and say. 



Show me the map, Molly.


OK.


Are there any hippos?


Yes, there are.

7 Look at the picture and answer.
Use Yes, there are or No, there aren't.



Are there seven giraffes?

Are there five lions?

Are there four elephants?

Are there three hippos?

Are there two monkeys?

Are there three tigers?

Are there two crocodiles?

Are there eight snakes?

.....

.....

.....

.....

.....

.....

.....

.....

.....

.....

THIS IS ME

8 Complete and read to the class.

Animals I like...

.....

.....

.....

.....

.....

.....

.....

Animals I don't like...

.....

.....

.....

.....

.....

.....

.....

9 Ask your friends.

Do you like ...?



lions	snakes	elephants	monkeys	giraffes
crocodiles	tigers	hippos	bears	zebras

NOW I CAN

1 Tick true or false.



The monkey is under the tree.

T F

The crocodile is on the bush.

T F

There are two hippos.

T F

The lion is under the rock.

T F

There are five snakes.

T F

The hippos are in the water.

T F

The elephant is behind the tree.

T F

The giraffes are behind the bushes.

T F

2 Can you see six animals? Write the names.

Ears:

Face:

Hair:

Neck:

Body:

Legs:



3 What are they? Read, answer and write.

I like water.
I can swim
but I'm not a fish.
I'm grey.
What am I?
.....

I can run.
I'm the king
of the jungle.
I roar.
What am I?
.....

I can walk.
I can drink with my
"nose". I'm very
big and grey.
What am I?
.....


I like bananas.
I can jump.
I've got hands
and feet.
What am I?
.....

I'm long
and green.
I haven't
got any legs.
What am I?
.....

I can swim
and walk.
I've got a big tail.
I'm green.
What am I?
.....

I'm very tall.
I've got a very
long neck
and long legs.
What am I?
.....

I can run.
I've got legs and
a tail. I'm orange
and black.
What am I?
.....



Many animals are in danger of extinction.



Be clever! RECYCLE to save animals, nature and people!

1 Listen and look.

These are recycling symbols. You can find them on:



2 Look at the symbols. Complete and say.

1



2



3



4



I can find number 1 on

I can find number 2 on

I can

3 Listen and read.

Hi, my name is Peter.

I collect paper and old newspapers
and put them in the paper bank.

In my town paper banks are blue.



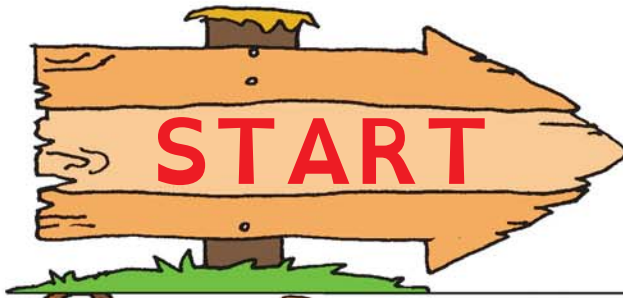
Glass banks are green
and plastic banks are white.




4 Draw a paper bank and a glass bank. Then colour.



1 Let's play The Safari Game.



Give a photo to the friend in front of you.




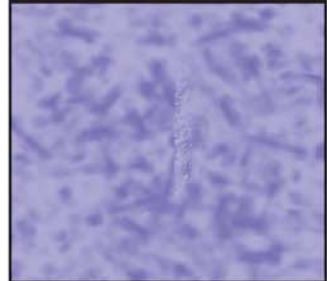
Take a photo from the friend in front of you.




Skip
a turn.



Throw
the dice
again.





Give
back a
photo.



Take the
photo you
need.

1 Listen, act and read. 



2 Listen and sing the Bye-bye song. 

Bye-bye my friends
bye-bye my friends!


This is my new home
bye-bye my friends!

I like nature
I like the park.
This is my new home.

Bye-bye my friends
bye-bye my friends!

This is my new home
bye-bye my friends!

Bye-bye!





1 Listen and say the Skeleton chant. 

The skeletons are out tonight,
they march about the street.
With bony bodies, bony heads

and bony hands and feet.
Up and down and all around
they march on Halloween.

2 Let's make a skeleton card.



Merry Christmas


1 Listen and sing.

The snow is white
and the fog is grey
but we want snow
On Christmas day.

Today is Christmas
Let's rejoice
Let's sing together
with one voice.

Santa is coming with his reindeer
Bringing with him Christmas cheer.

2 Let's make Christmas decorations.





1 Listen and say the Easter egg hunt. 

It's an egg hunt,
an Easter egg hunt.
It's an egg hunt,
an Easter egg hunt.

Look in the kitchen
on the chair.


Look in the living room
behind the door.

Look in your bedroom
under the bed.

Look in the garden
on the tree.

It's an egg hunt,
an Easter egg hunt.
It's an egg hunt,
an Easter egg hunt.

2 Let's make Easter decorations.





gli articoli determinativi

Regola generale

Gli articoli determinativi italiani (il, lo, la, i, gli, le) si traducono con **the**. La pronuncia (**dhe**) cambia in (**dhi**) davanti ai nomi che iniziano per vocale.

the sandwich	il panino
the tree	l'albero
the ice cream	il gelato
the apple	la mela

gli articoli indeterminativi

Regola generale

Gli articoli indeterminativi italiani (un, uno, una), si traducono con **a** davanti a un nome che inizia per consonante; con **an** davanti a un nome che inizia per vocale.

a skateboard	uno skateboard
a hot dog	un hot dog
an apple	una mela
an orange juice	un succo d'arancia

Altre regole

Davanti alle parole che indicano un mestiere o una professione si usa l'articolo indeterminativo.

My mum is **a** dentist.

My dad is **a** mechanic.

I'm **a** student.

My best friend
is **a** football player.

Mia mamma è una dentista.

Mio papà è un meccanico.

Io sono uno studente.

Il mio migliore amico
è un giocatore di calcio.



il nome

Regola generale

Il plurale di un nome si ottiene aggiungendo una **s** al singolare.

car	automobile	cars	automobili
videogame	videogioco	videogames	videogiochi
telephone	telefono	telephones	telefoni
rabbit	coniglio	rabbits	conigli

Attenzione!

Molti nomi non rispettano la regola generale.

Quando un nome termina con **ch, sh, x, s, ss** forma il plurale aggiungendo **es**.

match	partita	matches	partite
brush	spazzola	brushes	spazzole
box	scatola	boxes	scatole
bus	autobus	buses	autobus
dress	vestito	dresses	vestiti

Anche quando un nome termina con la lettera **o**, spesso forma il plurale aggiungendo **es**.

tomato	pomodoro	tomatoes	pomodori
potato	patata	potatoes	patate

Quando un nome termina con **y** preceduta da **consonante**, forma il plurale togliendo la **y** e aggiungendo **ies**.

baby	bambino	babies	bambini
fly	mosca	flies	mosche
lady	signora	ladies	signore
story	racconto	stories	racconti

Quando un nome termina con **f** o **fe** forma il plurale cambiando **f** o **fe** in **ves**.

thief	ladro	thieves	ladri
knife	coltello	knives	coltelli



gli aggettivi qualificativi

Regola generale

Gli aggettivi precedono sempre il nome a cui si riferiscono e mantengono la stessa forma al maschile, al femminile, al singolare e al plurale.

a young boy	un ragazzo giovane
a young girl	una ragazza giovane
a big house	una casa grande
two big houses	due case grandi

Per rinforzare il concetto espresso dall'aggettivo (superlativo assoluto) si usa: **very** + **aggettivo**.

It's very cold.	Fa freddissimo.
I'm very happy.	Sono felicissimo.
He's very angry.	Lui è arrabbiatissimo.
The cake is very good.	La torta è buonissima.

gli aggettivi dimostrativi

Regola generale

Gli aggettivi dimostrativi hanno una forma diversa per il singolare e per il plurale. Essi sono:

this questo, questa	that quello, quella
these questi, queste	those quelli, quelle, quei, quegli

This pizza is very good.	Questa pizza è buonissima.
That car is blue.	Quella macchina è blu.
These CDs are new.	Questi CD sono nuovi.
Those trees are very old.	Quegli alberi sono antichissimi.



gli aggettivi possessivi

Regola generale

Gli aggettivi possessivi non vogliono mai l'articolo e sono invariabili, cioè mantengono la stessa forma al maschile, al femminile, al singolare e al plurale.

Essi sono:

my	il mio, la mia, le mie, i miei
your	il tuo, la tua, le tue, i tuoi
his	il suo, la sua, i suoi, le sue (di lui)
her	il suo, la sua, i suoi, le sue (di lei)
its	il suo, la sua, i suoi, le sue (di animali o cose)
our	il nostro, la nostra, i nostri, le nostre
your	il vostro, la vostra, i vostri, le vostre
their	il loro, la loro, i loro, le loro

il genitivo sassone

Regola generale

Si usa il genitivo sassone per indicare il possesso di un oggetto o le relazioni di parentela tra le persone.

La frase si costruisce nel seguente modo:

possessore singolare + 's + cosa posseduta / persona
Tom's collection. Eddy's father.

possessore plurale + ' + cosa posseduta / persona
The players' uniforms.

due possessori + 's + cosa posseduta / persona
Elisa and Martina's tent.



i pronomi personali soggetto

Regola generale

In inglese i pronomi personali soggetto devono sempre essere espressi.

I	io		we	noi
you	tu		you	voi
he	egli, lui	persona di sesso maschile	they	essi, esse
she	ella, lei	persona di sesso femminile		persone, animali o cose
it	esso, essa	animale o cosa		

Il pronome personale **I** si scrive sempre con la lettera maiuscola.

Lisa and **I** are friends.

Io e Lisa siamo amici.

No, **I** don't like chicken.

No, non mi piace il pollo.

il verbo essere (to be)

Forma affermativa	Forma negativa	Forma interrogativa	Risposta breve affermativa	Risposta breve negativa
I am I'm	I am not I'm not	Am I...?	Yes, I am.	No, I'm not.
You are You're	You are not You aren't	Are you...?	Yes, you are.	No, you aren't.
He/She/It is He's/She's/It's	He/She/It is not He/She/It isn't	Is he/she/it...?	Yes, he/she/it is.	No, he/she/it isn't.
We are We're	We are not We aren't	Are we...?	Yes, we are.	No, we aren't.
You are You're	You are not You aren't	Are you...?	Yes, you are.	No, you aren't.
They are They're	They are not They aren't	Are they...?	Yes, they are.	No, they aren't.

La forma estesa (**I am**) si usa soprattutto nella lingua scritta formale.

La forma contratta (**I'm**) si usa nella lingua sia scritta sia parlata.

Nella forma negativa **not** segue il verbo essere.

Nella forma interrogativa il soggetto precede il verbo.

Le risposte brevi si formano con **Yes** oppure **No** seguito dal soggetto e dal verbo essere affermativo o negativo.



there is / there are

Forma affermativa	Forma negativa	Forma interrogativa	Risposta breve affermativa	Risposta breve negativa
There is	There isn't	Is there...?	Yes, there is.	No, there isn't
There are	There aren't	Are there...?	Yes, there are.	No, there aren't

There is significa c'è (**There is** a library).

There are significa ci sono (**There are** two restaurants).

Nella forma negativa **not** segue il verbo essere (**There is not** = **There isn't** a toy shop).

Nella forma interrogativa il verbo essere precede **there** (**Is there** a clothes shop?).

Le risposte brevi si formano con **Yes** oppure **No** seguito da **there** e dal verbo essere affermativo o negativo.

il verbo avere (to have)

Forma affermativa	Forma negativa	Forma interrogativa	Risposta breve affermativa	Risposta breve negativa
I have got I've got	I have not got I haven't got	Have I got...?	Yes, I have.	No, I haven't.
You have got You've got	You have not got You haven't got	Have you got...?	Yes, you have.	No, you haven't.
He/She/It has got He's/She's/It's got	He/She/It has not got He/She/It hasn't got	Has he/she/it got...?	Yes, he/she/it has.	No, he/she/it hasn't.
We have got We've got	We have not got We haven't got	Have we got...?	Yes, we have.	No, we haven't.
You have got You've got	You have not got You haven't got	Have you got...?	Yes, you have.	No, you haven't.
They have got They've got	They have not got They haven't got	Have they got...?	Yes, they have.	No, they haven't.

La forma estesa (**I have got**) si usa soprattutto nella lingua scritta formale.

La forma contratta (**I've got**) si usa nella lingua sia scritta sia parlata.

Nella forma negativa, la negazione **not** va tra il verbo **have** e **got**.

Nella forma interrogativa il soggetto va tra il verbo **have** e **got**.



can

Forma affermativa	Forma negativa	Forma interrogativa	Risposta breve affermativa	Risposta breve negativa
I can	I can't	Can I...?	Yes, I can.	No, I can't.
You can	You can't	Can you...?	Yes, you can.	No, you can't.
He/She/It can	He/She/It can't	Can he/she/it...?	Yes, he/she/it can.	No, he/she/it can't.
We can	We can't	Can we...?	Yes, we can.	No, we can't.
You can	You can't	Can you...?	Yes, you can.	No, you can't.
They can	They can't	Can they...?	Yes, they can.	No, they can't.

Si usa **can** per esprimere ciò che si sa e non si sa fare.

Can non aggiunge la **-s** alla 3ª persona: è uguale per tutte le persone.

Can è seguito dalla forma base del verbo **senza to**.

La forma negativa è **can't**.

Nella forma interrogativa **can** precede sempre il soggetto.

Le risposte brevi si formano con **Yes** oppure **No** seguito dal pronome personale e da **can / can't**.

il presente semplice (present simple)

Forma affermativa	Forma negativa	Forma interrogativa	Risposta breve affermativa	Risposta breve negativa
I like	I don't like	Do I like...?	Yes, I do.	No, I don't.
You like	You don't like	Do you like...?	Yes, you do.	No, you don't.
He/She/It likes	He/She/It doesn't like	Does he/she/it like...?	Yes, he/she/it does.	No, he/she/it doesn't.
We like	We don't like	Do we like...?	Yes, we do.	No, we don't.
You like	You don't like	Do you like...?	Yes, you do.	No, you don't.
They like	They don't like	Do they like...?	Yes, they do.	No, they don't.

Si usa per azioni abituali.

Nella forma affermativa si aggiunge **-s** al verbo alla 3ª persona singolare.

Nella forma interrogativa si usa **do** prima del soggetto, **does** alla 3ª persona singolare.

Nella forma negativa si usano **do not** (forma estesa) e **don't** (forma contratta), **does not** (forma estesa) e **doesn't** (forma contratta) alla 3ª persona singolare.

ACT 1

SONG: HELLO, MY NAME IS DOROTHY

Hello, my name is Dorothy,
Hello, hello, hello.
Hello, my name is Dorothy,
It's nice to meet you all.
Hello, my name is Dorothy,
I am a little girl.
Hello, my name is Dorothy,
I want to go back home.

**SONG: FOLLOW FOLLOW**

Let's go down the yellow brick road.
Let's go down the yellow brick road.
Follow, follow, follow, follow...
Let's go down the yellow brick road.
Let's go down the yellow brick road.

Dorothy: Oh, I'm sorry! Who are you?

Scarecrow: My name is Scarecrow, what's your name?

Dorothy: My name is Dorothy and I am lost. I can't find my way.

Scarecrow: You're lost? You can't find your way?

Dorothy: Yes, I want to go home.

Scarecrow: You want to go home and I want a brain.

Dorothy: A brain?!

Scarecrow: Yes, a brain.



SONG: FOLLOW FOLLOW

Dorothy: Oh, I'm sorry! Who are you?

Tin man: My name is Tin Man, what's your name?

Dorothy: My name is Dorothy and I am lost.

Tin man: You are lost and I am sad.

I am very sad.

Dorothy: Why are you sad, Tin Man?

Tin man: I am made of tin and I can't move.

Dorothy: You can't move? You can't walk?

Tin man: I can't walk. I can't get up.

I want some oil.

Dorothy: You want some oil?

Tin man: I want some oil, so I can move my head, my arms, my legs and my body.



Dorothy: I can help you, Tin Man.

Here is some oil for your arms, your legs and your neck.

Tin man: Thank you, Dorothy. You are very kind.

Dorothy: Tin Man, Tin Man... now you can move, so... why are you sad?

Tin man: I am sad because I don't have a heart.



Lion: Rrrooooarr!!!

Dorothy: Ahhhhhhh!!

Lion: Ahhhhhhh!!

Dorothy: I am sorry,
are you scared?

Lion: Y...ee...sss...
I am vveerrry scared.

Dorothy: Don't be scared.
My name is Dorothy and I am a little girl.

Lion: H...eee...lll...oo Dorothy,
my name is Lion.


Dorothy: Hello, Lion, why are you scared?

Lion: I am scared because I am not strong.
I want to be brave!

Dorothy: I am going to see the Wizard.
The Wizard of Oz can help you.

Lion: Can I come with you, Dorothy?

Dorothy: Yes, yes. Come with me. Let's go!



Dorothy: Please, Wizard of Oz, can you help us... me? I am lost.

Wizard: Lost? You're lost?

Dorothy: Yes, I want to help my friends and I want to go home.

Wizard: I see, because you are a good girl, I can help you, Dorothy. Now, you want to go home.

Dorothy: Yes, yes, please!

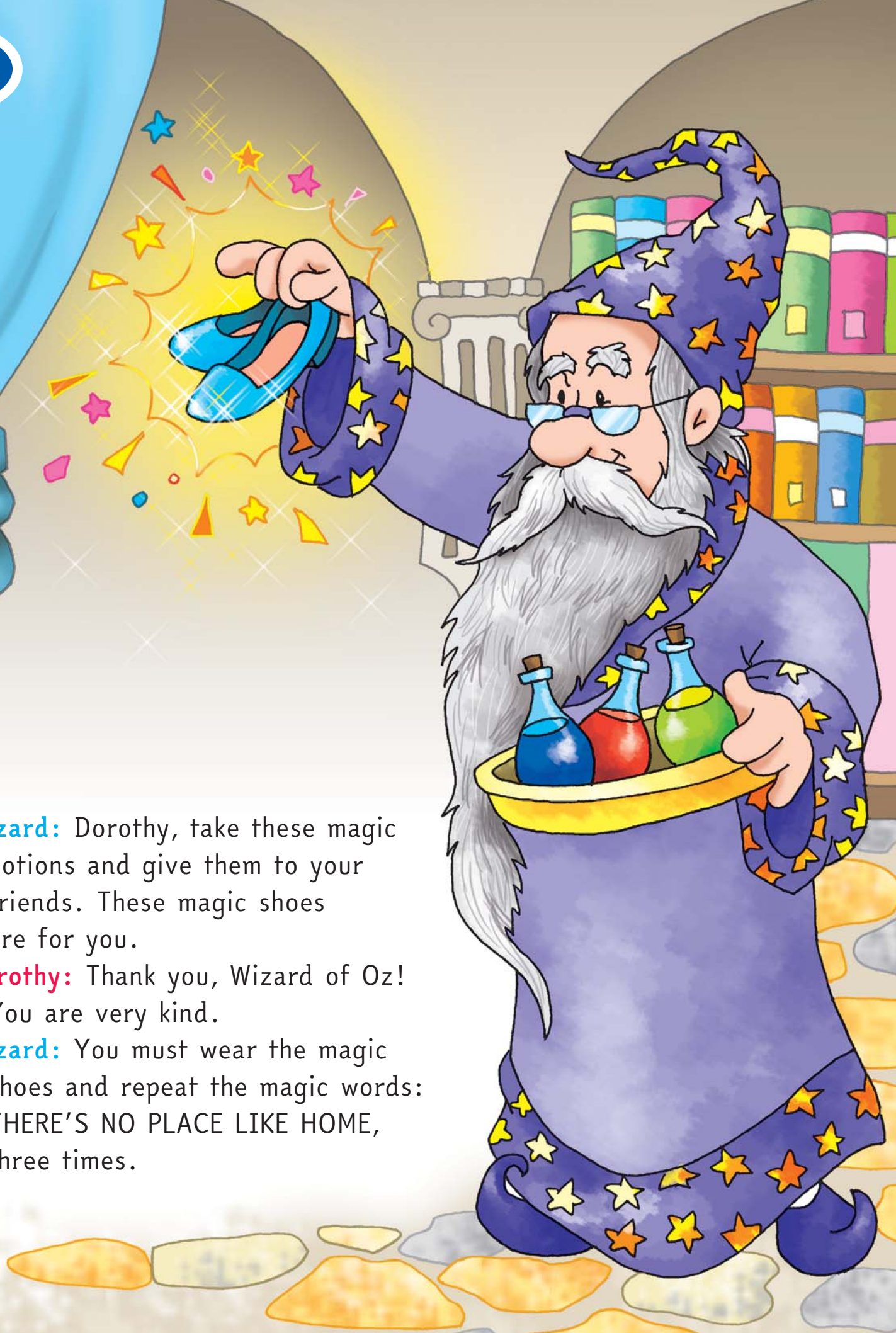
Wizard: And your friends, what do they want?





SONG: HELP ME, WIZARD!

Scarecrow wants a new brain,
Tin Man wants a heart.
Lion wants to be brave and strong,
and I just want to go home.
Please, help me Wizard,
Help me get back home.
Help, help me Wizard.



Wizard: Dorothy, take these magic potions and give them to your friends. These magic shoes are for you.

Dorothy: Thank you, Wizard of Oz! You are very kind.

Wizard: You must wear the magic shoes and repeat the magic words: THERE'S NO PLACE LIKE HOME, three times.



Dorothy: Lion, now you can be strong and brave!
You must drink this magic potion.

Lion: Oh yes, I want to be strong and brave.
Wow! I feel great! I feel so strong. I feel so brave...
Goodbye Dorothy, goodbye!

Dorothy: Goodbye Lion, goodbye!

Tin man: Hello, Dorothy!

Dorothy: Hello, Tin Man!

Tin man: I am sooooo sad.

Dorothy: Don't be sad Tin Man.
Now you can have a heart and be happy!
You must drink this magic potion.

Tin man: Wow! I have a heart.
I feel great now! I am so happy.
Thank you Dorothy, thank you!

Dorothy: OK, Tin Man! Goodbye!




Scarecrow: Hello, Dorothy!

Dorothy: Hello, Scarecrow. Now you can have a brain! You must drink this magic potion.

Scarecrow: Wooow! Now I have a brain. I am so intelligent. I understand everything!

Dorothy: Now I must put on my red shoes because I want to go home! Now... the magic words, three times...
There's no place like home
There's no place like home
There's no place like home...





Dorothy: Wow! I am home, I am home!
I never want to go away again!
There's no place like home!

SONG: I'M BACK HOME!

I'm so happy, I'm at home
I can skip, I can hop
Now I'm back home.

I'm so happy, I'm at home
I can jump, I can clap
Now I'm back home.

Say goodbye, it's time to go now
Say goodbye, it's time to go
Goodbye, goodbye, goodbye!



Glossary

Let's start!

camera: macchina fotografica

Can you ski?: Sai sciare?

come back: ritorna

I like surfing: mi piace fare surf

I like taking photos: mi piace fare foto

I'm coming!: Sto arrivando!

photo album: album fotografico

place: posto, luogo

sea: mare

snow: neve

tired: stanca

We like skiing: ci piace sciare

Unit 1 • My family

An ice cream, please: un gelato, per favore

behaviour: comportamento

brother: fratello

Can I help you?: Posso aiutarti?

Can I play with you?: Posso giocare con voi?

Can you make it?: Sai farlo?

careful: attento

flat: appartamento

friendly: amichevole

Give me a lollipop: dammi un lecca lecca

Go away!: Vai via!

Good morning Mrs Bell: buongiorno signora Bell

grandad: nonno

grandma: nonna

He's my dad: lui è il mio papà

helpful: altruista

Her name is Victoria: il suo nome è Vittoria

His name is Alfred: il suo nome è Alfred

How old are you?: Quanti anni hai?

How old is he?: Lui quanti anni ha?

How old is she?: Lei quanti anni ha?

kind: cortese, educato

Nice to meet you: piacere di conoscerti

polite: gentile

responsible: responsabile

She's my sister: (lei) è mia sorella

sister: sorella

These are my parents: questi sono i miei genitori

This is my family: questa è la mia famiglia

This is my friend Benjy: questo è il mio amico Benjy

Who's she?: Lei chi è?

Who's this?: Questo chi è?

Unit 2 • My favourite food

a quick meal: un pranzo veloce

ants: formiche

apple pie: torta di mele

bacon: pancetta (cibo)

baked beans: fagioli al forno

breakfast: colazione

cereal: cereali

cheese and tomato pizza: pizza al pomodoro e formaggio

cheese sandwich: panino al formaggio

chocolate biscuits: biscotti al cioccolato

dinner: cena

Do you like pizza?: Ti piace la pizza?

eggs: uova

fish fingers: bastoncini di pesce

fruit pies: torte alla frutta

Go on, Benjy: forza, Benjy

Here we are!: Eccoci!

Here you are!: Ecco!

I don't like fruit: non mi piace la frutta

Let's have a picnic: facciamo un pic nic

lettuce: insalata, lattuga

lunch: pranzo

magic powder: polvere magica

meal: pasto

minerals: minerali

mushrooms: funghi

nice day for a picnic: bella giornata per un pic nic

roast chicken: pollo arrosto

savoury food: cibo salato



sweet food: cibo dolce
the most important meal: il pasto principale
toast: fetta di pane tostato
Try it!: Provala!
vitamins: vitamine
You're wonderful!: Sei fantastico!

Unit 3 • My favourite clothes

always: sempre
before: prima
you're ready: sei pronto
Can I go out and play?: Posso andare fuori a giocare?
coloured jumpers: maglioni colorati
dark green: verde scuro
get ready: preparati
hats: cappelli
He looks sad: sembra triste
I'm wearing a skirt: indosso una gonna
It's snowing: nevica
Let's make a snowman!: Facciamo un pupazzo di neve
long scarves: sciarpe lunghe
picture dictionary: dizionario illustrato
safely: in sicurezza
school uniform: uniforme scolastica
trendy: alla moda, di tendenza
Wait a moment: aspetta un momento
What's the matter?: Che cosa c'è che non va?

Unit 4 • School time

art room: aula di disegno
building: edificio
canteen: mensa
carefully: attentamente
classmate: compagno di classe
clean and tidy: pulita e in ordine
come and visit my school: vieni a visitare la mia scuola

computer lab: aula di informatica
different: diverso
difficult: difficile
draw: disegnare
favourite room: aula preferita
gym: palestra
have lunch: pranzare
I can help you: posso aiutarti
I can't make a sandwich: non so preparare un panino
I like drawing: mi piace disegnare
it's too difficult: è troppo difficile
library: biblioteca
magic dog: cane magico
music room: aula di musica
paint: dipingere, colorare
play the piano: suonare il piano
play volleyball: giocare a pallavolo
read a book in English: leggere un libro in inglese
respect each other: rispettarsi
share: condividere
Show me your picture: mostrami il tuo disegno
softball: baseball femminile
sports field: campo sportivo
take care: prendersi cura
together: insieme
use a computer: usare il computer
we raise our hands: alziamo la mano

Unit 5 • Safari park

Are there any hippos: Ci sono ippopotami?
baby hippo: cucciolo di ippopotamo
bears: orsi
big tail: grande coda
bushes: cespugli
cans: barattoli di alluminio, lattine
cardboard: cartone
crocodiles: coccodrilli
danger: pericolo
dangerous: pericoloso



Glossary

elephants: elefanti
extinction: estinzione
giraffes: giraffe
glass bottles: bottiglie di vetro
How many lions are there?: Quanti leoni ci sono?
I haven't got any legs: non ho le zampe
jars: barattoli di vetro
lazy: pigri
map: mappa, cartina
monkeys: scimmie
old newspaper: giornali vecchi
paper banks: contenitori della carta
paper: carta
plastic bottles: bottiglie di plastica
recycling symbols: simboli del riciclo
safari park: parco safari
Show me the map: mostrami la mappa
snakes: serpenti
strong: forti
the king of the jungle: il re della giungla
There are lots of bears: ci sono molti orsi
tigers: tigri
weighs: pesa
Yes, there are: sì, ci sono.
zebras: zebre

Bye-bye Benjy

I like nature: mi piace la natura
I'm so worried: sono così preoccupata
Is Benjy here?: Benjy è qui?
Let's read it!: Leggiamola!
This is my new home: questa è la mia nuova casa

Festivities

Scary Halloween: Halloween da paura

Skeletons are out: gli scheletri sono fuori
bony bodies: corpi ossuti
skeletons: scheletri
they march: marciano
tonight: questa notte

Merry Christmas: Buon Natale

Christmas cheer: allegria di Natale
fog: nebbia
let's rejoice: rallegriamoci
Santa is coming: Babbo Natale sta arrivando
snow: neve

Happy Easter: Buona Pasqua

Easter egg hunt: caccia all'uovo di Pasqua

DIPLOMA

THIS IS TO CERTIFY THAT

.....
.....

HAS COMPLETED

NOW I CAN **3**

TEACHER

.....

DATE

.....





1 Inserisci i pronomi personali. Poi riscrivi le frasi al posto giusto.

Susan is nine.
..... is nine.

Kevin is eleven.
..... is eleven.

My sister is fifteen.
..... is fifteen.

My bike is red.
..... is red.

My father is forty.
..... is forty.

My cat is happy.
..... is happy.

My brother is at school.
..... is at school.

My dog is angry.
..... is angry.

My mother is super.
..... is super.

HE

Handwriting practice area for the pronoun 'HE'. It features a yellow header with the word 'HE' and a large rectangular box with a yellow border and horizontal dotted lines for writing.

SHE

Handwriting practice area for the pronoun 'SHE'. It features a blue header with the word 'SHE' and a large rectangular box with a blue border and horizontal dotted lines for writing.

IT

Handwriting practice area for the pronoun 'IT'. It features a pink header with the word 'IT' and a large rectangular box with a pink border and horizontal dotted lines for writing.

1

My family

2 Riscrivi i numeri in ordine crescente.

.....

.....

.....

.....

.....

.....

.....

.....

.....

.....

thirty-six

forty-five

seventy-six

thirty-four

ninety-nine

twenty

sixty-three

forty-three

eighty-three

twelve

fifty-four

eleven

3 Cerchia il numero giusto.

12

twenty
two
twelve

50


fifty
five
fifteen

13

three
thirteen
thirty

40

fourteen
forty
four



4 Scegli il pronome personale corretto.

- | | |
|----------------------------|---------------------------|
| 1 She / He is a girl. | 4 It / I is my dog. |
| 2 I / It am in my bedroom. | 5 You / He is my brother. |
| 3 He / You are thirteen. | 6 She / I am happy. |

5 Completa. Scegli il pronome personale corretto.

I • you • he • she • it • she

- 1 My name is Kevin. am eleven.
- 2 Her name is Susan. is happy.
- 3 Sue, how old are
- 4 Look, Mr Peter Green. is my teacher.
- 5 This is my school bag. is super.
- 6 Is your sister?

6 Completa le risposte brevi.

- | | |
|---------------------------------|------------|
| 1 Are you sad? | No, |
| 2 Is it your book? | Yes, |
| 3 Is Pam your sister? | Yes, |
| 4 Is Toby your rabbit? | No, |
| 5 Is Mr Green your teacher? | No, |
| 6 Is Mr Green your grandfather? | Yes, |
| 7 Are you happy? | Yes, |
| 8 Is your mum Italian? | Yes, |

7 Lucy si presenta e poi ti presenta la sua famiglia. Completa.



Hello, my name
is Lucy. I'm eight and
this is my family.



1

..... is my

..... name is Rose.

..... is 45.

2

..... is my

..... name is Amanda.

..... is 67.



3

..... is my

..... name is Ruby.

..... is 11.





4

..... is my

..... name is William.

..... is 46.

5

..... is my

..... name is Albert.

..... is 71.



6

..... is my

..... name is Max.

..... is 6.




7

..... is my

..... name is Coco.

..... is 4.



- 8 Cerchia di verde gli elementi che appartengono a Sue e di arancione quelli che appartengono a Tom.



His bike is blue.

Her cat is red.

His dog is black.

Her school bag is pink.

His school bag is purple.

Her bike is red.

Her dog is brown.

His cat is grey.

- 9 Completa con l'aggettivo possessivo corretto.

my • your • his • her • its

- 1 You have got a bike. bike is red.
- 2 She has got long hair. hair is long.
- 3 This dog has got blue eyes. eyes are blue.
- 4 I have a black cat. cat is black.
- 5 Mr Pink has a small car. car is small.

My favourite food

Unit

2



- 1 Leggi che cosa piace o non piace a Susan e Josh.
Poi completa con vero o falso.



- 1 She likes bread.
- 2 She likes plums.
- 3 She doesn't like bananas.
- 4 He likes eggs.
- 5 He doesn't like tomatoes.
- 6 He likes meat.
- 7 He doesn't like crisps.

<input type="checkbox"/>	<input type="checkbox"/>
<input type="checkbox"/>	<input type="checkbox"/>
<input type="checkbox"/>	<input type="checkbox"/>
<input type="checkbox"/>	<input type="checkbox"/>
<input type="checkbox"/>	<input type="checkbox"/>
<input type="checkbox"/>	<input type="checkbox"/>
<input type="checkbox"/>	<input type="checkbox"/>

2 Cerchia il verbo corretto.

- 1 I like / likes sandwiches.
- 2 She doesn't like / don't like crisps.
- 3 Do / Does you like eggs?
- 4 My brother likes / like meat.
- 5 I don't / doesn't like plums.
- 6 Her grandmother like / likes fish.



3 Rispondi alle domande. Usa le risposte brevi.

- 1 Do you like tomatoes? Yes,
- 2 Does Madison like cheese? No,
- 3 Does your mother like eggs? Yes,
- 4 Does Adam like fish? Yes,
- 5 Do you like meat? No,
- 6 Does your dog like bread? Yes,

4 Inserisci la forma verbale corretta.

- 1 Jennifer milkshake.
- 2 you like sushi?
- 3 My grandfather like fruit salad.
- 4 his brother like peas?
- 5 Does Max tomatoes?
- 6 I like oranges.

5 Indovina di chi si parla e completa.

Rambo is two years old.
It doesn't like tomatoes
or chips.
It likes meat, fish and
birds.

My name's
.....



1

Gus is three years old.
It doesn't like apples
or pears.
It likes milk and fish.

My name's
.....



2

Duffy is six years old.
It likes salad, apples
and pears.
It doesn't like sausages,
meat or fish.

My name's
.....



3

6 Completa il dialogo.

Do you like rice?

..... eggs?

..... meat?

..... crisps?

..... tomatoes?

..... water?

Yes,

No,

Yes,

No,

Yes,

Yes,



7 Leggi, poi racconta di Elly.

My name's Elly.
I like savoury food.
I like sausages with eggs and bread
or fish fingers.
I don't like sweet food.
I don't like milk with chocolate biscuits
or cake.
But my dog likes biscuits very much!



Her name's

She

She

She

She

But



My favourite clothes

1 Completa l'incrocio di parole.



1



2



3



4



5



6



7



8

10

11

12

13



3



4



5



6



7



8

10

11

12

13



3



4



5



6



7



8

10

11

12

13



3



4



5



6



7



8

10

11

12

13



3



4



5



6



7



8

10

11

12

13



3



4



5



6



7



8

10

11

12

13



3



4



5



6



7



8

10

11

12

13



3



4



5



6



7



8

10

11

12

13



3



4



5



6



7



8

10

11

12

13



3



4



5



6



7



8

10

11

12

13



3



4



5



6



7



8

10

11

12

13



3



4



5



6



7



8

10

11

12

13



3



4



5



6



7



8

10

11

12

13



3



4



5



6



7



8

10

11

12

13



3



4



5



6



7



8

10

11

12

13



3



4



5



6



7



8

10

11

12

13



3



4



5



6



7



8

10

11

12

13



3



4



5



6



7



8

10

11

12

13



3



4



5



6



7



8

10

11

12

13



3



4



5



6



7



8

10

11

12

13



3



4



5



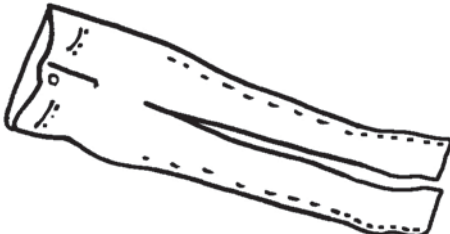
6



7



2 Inserisci l'aggettivo corretto, poi collega gli opposti.




1 jeans




2 shoes




3 shoes



4 a hat



5 a skirt



6 jeans



7 a hat



8 a skirt

3 Inserisci il verbo corretto.

am • isn't • are • is • am not • aren't

- 1 I wearing old shoes. 4 John wearing a skirt.
 2 you wearing new socks? 5 You wearing a big cap.
 3 I wearing a small coat? 6 Max wearing an old jumper?

4 Completa le risposte brevi.

- 1 Are you happy? Yes,
- 2 Are you wearing a new cap? Yes,
- 3 Does she like fish? Yes,
- 4 Is she wearing a long skirt? No,
- 5 Is he angry? No,
- 6 Have you got a jumper? Yes,
- 7 Does he like meat? No,
- 8 Has he got a dog? No,

5 Rendi interrogative le seguenti frasi.

- 1 He is a student.
- 2 My jumper is dirty.
- 3 You like pizza.
- 4 He has got a new book.
- 5 You are wearing my cap.
- 6 He likes music.
- 7 You have got a red jacket.
- 8 You are my friend.

6 Completa il dialogo.

Are you wearing a hat?

..... gloves?

..... a coat?

..... jeans?

..... trainers?

..... boots?

Yes, I am.

.....

.....

.....

.....

.....



7 Leggi e colora.

Hello, my name is Robert.
 I'm wearing a red jacket
 and a green jumper.
 Under the jumper I'm wearing
 a long yellow shirt.
 I'm wearing green jeans.
 My trainers are blue
 and they are fantastic!
 I have also got a blue cap,
 but I'm not wearing it.



8 Segna con un tick (✓) le frasi corrette.

1 Robert is wearing...

- a red racket.
- a green jacket.
- a green jumper.

2 Robert is wearing...

- a long yellow skirt.
- a long yellow shirt.
- a short yellow shirt.

3 Robert...

- likes his blue trainers.
- doesn't like his blue trainers.
- likes his yellow trainers.

4 Robert...

- is wearing his blue cap.
- is wearing a red cap.
- is not wearing his blue cap.



1 Completa.

1 Paint a 

5 Read a 

2 Use a 

6 Play 

3 Play the 

7 Play 

4 Play 

8 Play 

2 Rispondi.

What can you do in the canteen?

In the canteen I can

What can you do in the gym?

.....

What can you do in the art room?

.....

What can you do in the computer lab?

.....

What can you do in the music room?

.....

3 Leggi e collega.



I can play football and tennis, but I can't play basketball.



I can play volleyball and use the computer, but I can't play the piano.



I can paint a picture and play tennis, but I can't play football.



4 Completa le risposte.

- | | | |
|---|---------------------------|------------|
| 1 | Can Max play the guitar? | Yes, |
| 2 | Can you play volleyball? | Yes, |
| 3 | Can your sister dance? | No, |
| 4 | Can Lory make a sandwich? | Yes, |
| 5 | Can we play football? | No, |
| 6 | Can they play videogames? | No, |

5 Rendi negative le seguenti frasi.

- | | | |
|---|-------------------------------|-------|
| 1 | We can play tennis. | |
| 2 | Susan can play the piano. | |
| 3 | His dog can jump. | |
| 4 | Josh can use a computer. | |
| 5 | Your grandma can play hockey. | |
| 6 | You can sing. | |

6 Rendi interrogative le seguenti frasi.

- | | | |
|---|-------------------------------|-------|
| 1 | We can play tennis. | |
| 2 | Susan can play the piano. | |
| 3 | His dog can jump. | |
| 4 | Josh can use a computer. | |
| 5 | Your grandma can play hockey. | |
| 6 | You can sing. | |

7 Leggi.

Hello, my name's Kate.
 I have a fantastic family.
 My mum can play tennis.
 My dad and my grandad
 can play basketball.
 My brother can play hockey.
 My sister can play volleyball.
 I can't play tennis or basketball.
 I can't play hockey or volleyball,
 but my family loves me!
 I don't like sports, I like books
 and I love the school library.
 I can read books in English. I'M GREAT!



8 Segna con un tick (✓) le frasi corrette.

1 Her...

- dad and her grandad can't play basketball.
- dad can play basketball, but her grandad can't.
- dad and her grandad can play basketball.

2 Her...

- brother and her sister can play hockey.
- brother can play hockey.
- brother can't play hockey.

3 Kate...

- likes books.
- doesn't like books.
- likes tennis.

9 Dopo aver svolto le attività di pagina 140, completa il dialogo.

Can you play ... tennis?
..... hockey?
..... basketball?
..... volleyball?
What can you do?
Really? I love books.
You are great!

No, I can't,
but my mum
.....
.....
I can read books!
Thank you!





Safari park

1 Volgi al plurale delle seguenti parole.

- | | |
|-------------------|---------------|
| 1 videogame | 7 dog |
| 2 apple | 8 boy |
| 3 tomato | 9 foot |
| 4 lady | 10 baby |
| 5 thief | 11 cat |
| 6 sandwich | 12 bus |

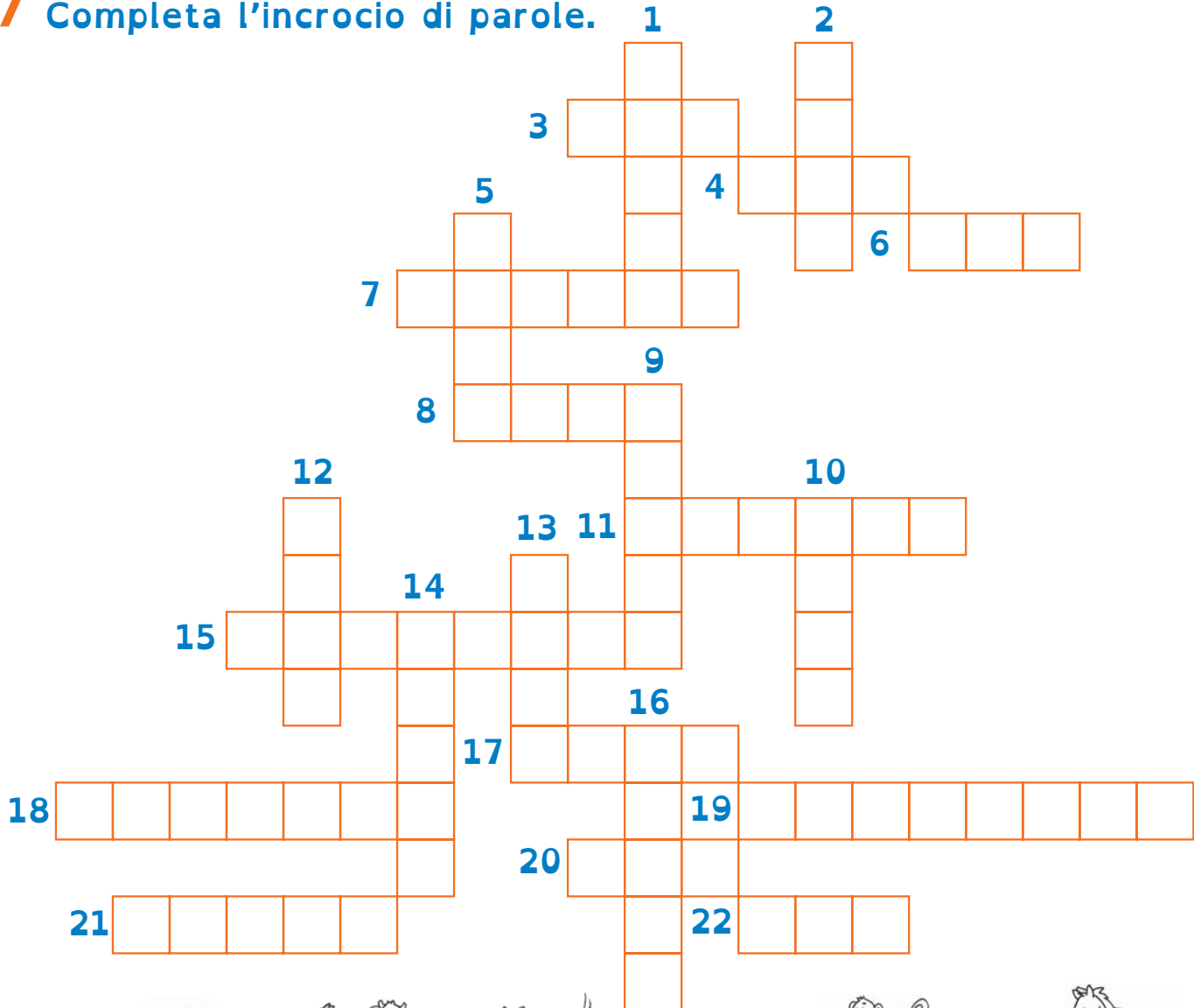
2 Volgi al plurale.

Hi, mum.
 I'm in the jungle.
 I can see a crocodile.
 It is green and brown.
 It is very long.
 It has got a big mouth and
 a long tooth.
 It likes meat.
 It can run and swim.
 It is terrible!



Hi, mum.

7 Completa l'incrocio di parole.



NOW I CAN... SPEAK ENGLISH!

I am

.....
.....
.....
.....

I have

.....
.....
.....
.....

I can

.....
.....
.....
.....

I like

.....
.....
.....
.....

