

NOW



1



GAIN



Student's Book  
with Activity Zone

SYLLABUS	MAIN VOCABULARY	MAIN STRUCTURES	CLIL
<b>1</b> <b>A new friend</b>	hello, bye-bye, name, magic, bear, sit down, stand up, jump, turn around, yes, no, hurray	Hello! Bye-bye! What's your name? I'm... Sit down! Yes. No. Hip hip hurray!	Social skills
<b>2</b> <b>School things</b>	bag, pencil, rubber, pencil case, crayon, pen, book, thanks, present	What is it? It's a... Thanks	Road safety
<b>3</b> <b>Colours</b>	red, pink, blue, green, orange, yellow, big, small	What colour is it? It's... a big ball	Art
<b>4</b> <b>Toys</b>	train, plane, car, ball, doll, teddy bear, brown, one, two, three, four, five, six, sorry	What is it? It's a... What colour is it? It's... It's my... Sorry	Music
<b>5</b> <b>Pets</b>	cat, dog, rabbit, tortoise, fish, mouse, bird, black, white, purple, brown, seven, eight, nine, ten, plus, minus	What is it? It's a... (9) plus (1) is (10) (8) minus (3) is (5) I like	Environmental studies
<b>6</b> <b>A party</b>	happy birthday, cake, orange juice, lollipop, sandwich, crisps, popcorn, yummy, yuck	I'm...(seven) Happy birthday! Yummy! Yuck!	Food and nutrition
<b>Festivities</b>	Scary Halloween! Merry Christmas! Happy Easter! Happy Birthday!		
<b>Theatrino Time</b>	Little Red Riding Hood		



## **Now I can 1**

di Mariagrazia Bertarini, Martha Huber e Paolo Iotti

© 2015 - ELI s.r.l

CP 6 – 62019 Recanati – Italia

Tel. +39 071750701 – Fax + 39 071977851

e-mail: [info@elionline.com](mailto:info@elionline.com) – [www.elilaspigaedizioni.it](http://www.elilaspigaedizioni.it)

Responsabile editoriale e Art Director – Letizia Pigni

Redazione – Maria Letizia Maggini

Consulente linguistico – Lisa Suett


Responsabile di produzione – Francesco Capitano

Progetto grafico – Airone Comunicazione

Illustrazioni – Sergio Trama

Referenze iconografiche – Danilo Maceratesi, Shutterstock

Musiche – Paolo Iotti

Questo testo è realizzato con il carattere  EasyReading™.  
Font ad alta leggibilità: strumento compensativo per i lettori con dislessia  
e facilitante per tutte le categorie di lettori.

[www.easyreading.it](http://www.easyreading.it)

La casa editrice ringrazia tutti gli insegnanti che con il loro prezioso lavoro  
hanno contribuito all'ottimizzazione del corso.

ISBN 978-88-536-2054-5 Student's Book 1

ISBN 978-88-536-2055-2 Flashcards 1

ISBN 978-88-536-2056-9 Storycards 1

ISBN 978-88-536-2057-6 Teacher's Book 1

Tutti i diritti riservati. È assolutamente vietata la riproduzione totale o parziale  
di questa pubblicazione, così come la trasmissione sotto qualsiasi forma o  
con qualunque mezzo, senza l'autorizzazione scritta della casa editrice.

Stampa – Tecnostampa – Recanati – 15.83.027.0

# A NEW FRIEND

Unit

1

1 LISTEN AND SING. COLOUR BENJY.  



2 LISTEN, POINT AND MIME.  

3 LET'S MAKE BENJY BEAR.



4 LISTEN AND PLAY. 

HELLO,  
I'M BENJY.

HELLO,  
BENJY.



5 LISTEN AND CIRCLE.  

EDDY



MOLLY



JENNY



BENJY





6 LISTEN AND SING. COLOUR THE LETTERS. 

N

J


B

M


E




 DRAW A FRIEND.




## NOW I CAN

1 MATCH, COLOUR AND WRITE THE NAMES. 


BENJY



EDDY



JENNY



MOLLY



NICK



**2** DRAW YOUR FAVOURITE CHARACTER.




I LIKE .....

1 LISTEN AND SAY. 15

1

A LOLLIPOP,  
PLEASE!



THANKS!



2

SORRY!



THANKS!



3

EXCUSE  
ME!



**2 LISTEN, LOOK AND DRAW.** **BENJY'S STORY****MY STORY**

A BABY



A TODDLER



A CHILD



1 LISTEN AND PLAY BENJY HUNT. 

HELLO, WHAT'S YOUR NAME?

EDDY.

BYE-BYE EDDY!

BYE-BYE.



HELLO, WHAT'S YOUR NAME?

BENJY.

HURRAY!



**I AM**

HELLO, I'M

.....

# SCHOOL THINGS

Unit

2

1 LISTEN, POINT AND SAY.




2 LISTEN, SING AND MIME. 





3 LISTEN AND MATCH.  




**4 LOOK AND GUESS. DRAW AND SAY.**

5 LISTEN AND TICK.  



6 WHAT'S MISSING? LISTEN AND DRAW. 



# NOW I CAN

1 COLOUR AND MATCH. 



RUBBER

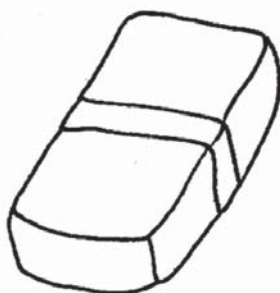
BAG

PENCIL CASE

CRAYON


PENCIL

PEN

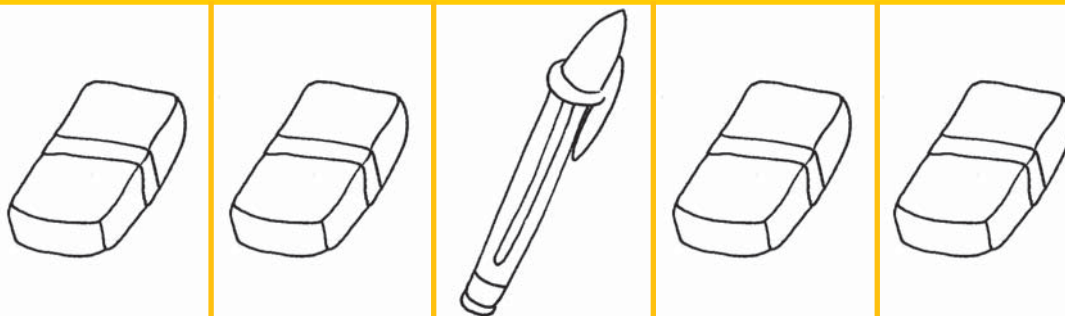


2 LOOK, DRAW AND SAY. 

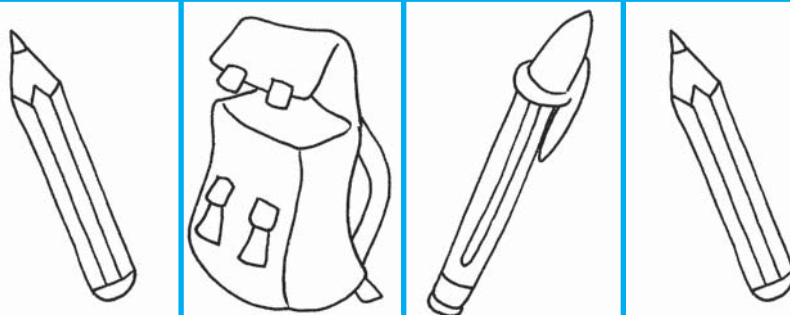
1



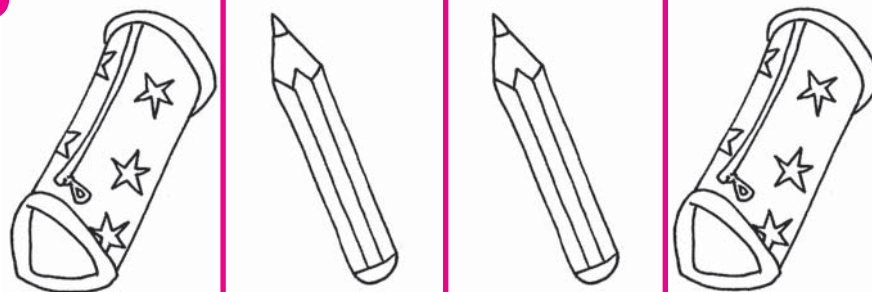
2



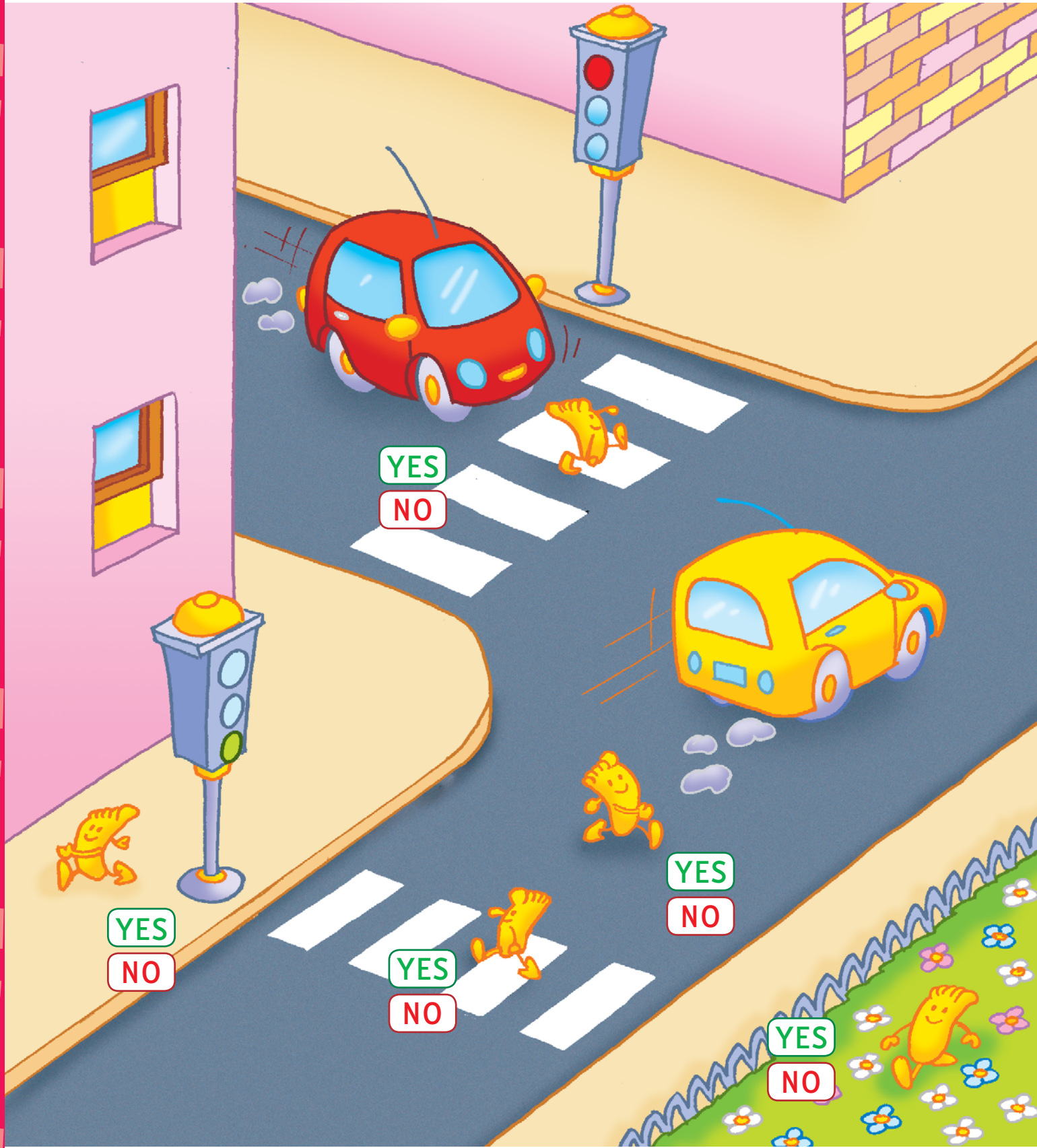
3



4



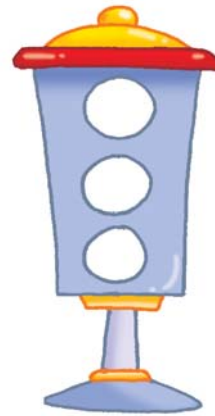
1 COLOUR YES OR NO .



## 2 LISTEN AND MIME. COLOUR THE LIGHT.



WALK



WAIT

## 3 LISTEN AND SAY.

HELLO,  
TRAFFIC LIGHTS!



HELLO,  
FREDDY!

HELLO,  
ZEBRA CROSSING!



HELLO,  
FREDDY!

**1 LISTEN AND PLAY THE MAGIC BOX.** 



IT'S A PEN!



**I HAVE GOT**

**DRAW YOUR SCHOOL THINGS.**

A large, empty rectangular box with a yellow border, intended for drawing school items.




# COLOURS

Unit

3

1 LISTEN, POINT AND SAY.  



## 2 LISTEN, SING AND MIME.




3 LISTEN AND COLOUR YES OR NO .  



**YES**

**NO**




**YES**

**NO**



**YES**

**NO**




**YES**

**NO**



**YES**

**NO**




**YES**

**NO**

4 LISTEN AND COLOUR.  



5 FIND, POINT AND SAY.



6 LISTEN AND SAY. 




**BIG**



**SMALL**


7 LISTEN AND DRAW. 




# NOW I CAN

1 COLOUR AND MATCH. 

GREEN



PINK




YELLOW




BLUE



ORANGE




RED



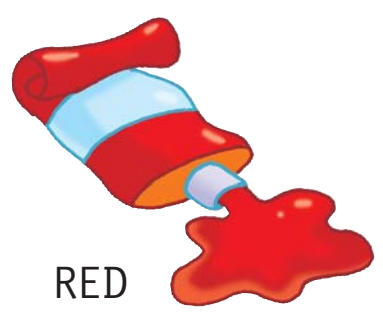
2 LOOK, MATCH AND COLOUR. 

**BIG**

**SMALL**




1 LISTEN AND POINT. LISTEN AND SAY. 



RED




YELLOW




BLUE

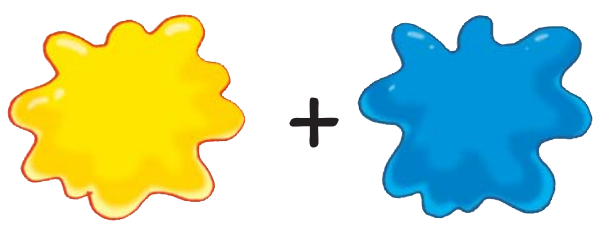
2 MIX THE COLOURS AND TICK. LISTEN AND CHECK.  




RED AND YELLOW



ORANGE  GREEN

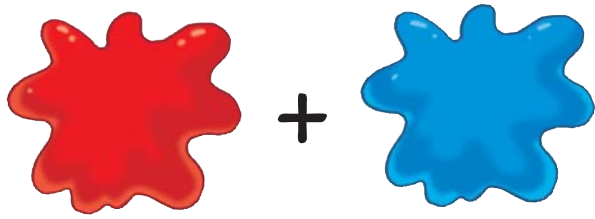


YELLOW AND BLUE




YELLOW  GREEN






RED AND BLUE



PURPLE  YELLOW

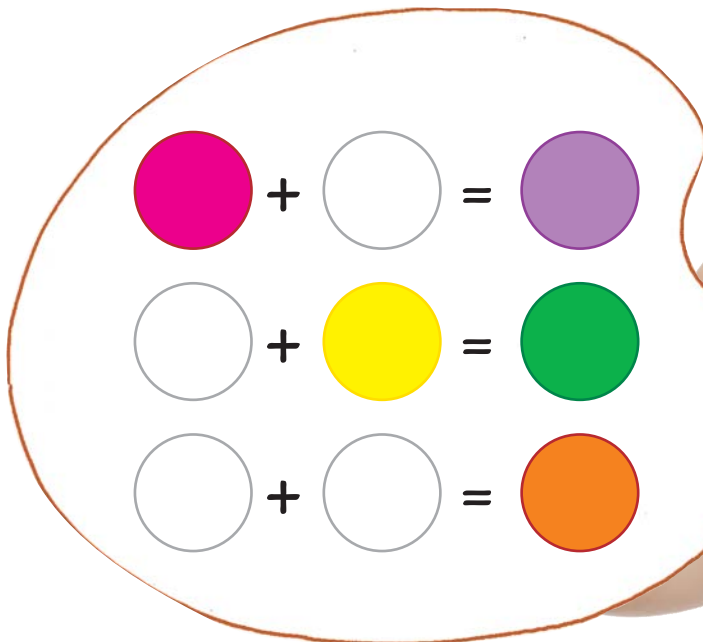


RED BLUE AND YELLOW





RED  BROWN

### 3 COLOUR.



1 LISTEN AND PLAY WHAT COLOUR IS IT? 



# TOYS

1 LISTEN, POINT AND SAY.  

TEDDY BEAR



BALL



CAR



PLANE



DOLL



TRAIN



2 LISTEN AND COLOUR.  



3 LISTEN, SING AND MIME. 

4 LISTEN AND MATCH.  



BENJY



JENNY



EDDY




NICK




MOLLY



5 LISTEN, POINT AND SAY.  



6 FIND, COUNT AND WRITE. 



7 LISTEN AND CHECK. 



# NOW I CAN

1 MATCH AND COLOUR. 




RE

NGE



YEL

D



ORA

NK



GRE

LOW



PI

UE



BL


EN






2 READ THE NUMBER AND COLOUR.


ONE




TWO




THREE




FOUR



FIVE



SIX



1 LISTEN, SING AND MIME. 

I AM A MUSIC MAN



I COME FROM FAR AWAY!



## 2 LISTEN AND CIRCLE.



LISTEN!  
WHAT IS IT?



LISTEN!  
WHAT IS IT?



LISTEN!  
WHAT IS IT?



LISTEN!  
WHAT IS IT?



## 3 LISTEN AND CHECK.

1 LISTEN AND PLAY DO WHAT I SAY. 



PLANE.

YES, WELL  
DONE!



WHOOOM!



I HAVE  
GOT


**DRAW YOUR FAVOURITE TOY.**

# PETS

Unit

5

1 LISTEN, SING AND MIME.



CAT

RABBIT



BIRD



FISH



MOUSE




DOG



TORTOISE



2 LISTEN AND MATCH.  


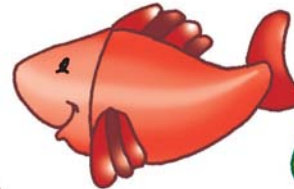
JENNY



NICK



MOLLY

3 LISTEN AND COLOUR. 


1



2




4 LISTEN AND COLOUR FLUFFY THE MONSTER.  





5 LOOK AND SAY.



6 LISTEN AND POINT. LISTEN AND COLOUR. 




7 COUNT AND WRITE. 








8 LISTEN AND WRITE THE NUMBERS. 




9 NOW LOOK, COUNT AND WRITE.



## NOW I CAN

1 COLOUR AND TICK.  CAT DOG RABBIT BIRD FISH TORTOISE MOUSE RABBIT BIRD DOG FISH CAT


2 COUNT AND MATCH. 




+




NINE



+




SEVEN




+



TEN



+



EIGHT

1 LISTEN AND SAY. 



LIVING



NON-LIVING

2 COLOUR THE LIVING ELEMENTS.



3 LISTEN AND POINT.  




TAIL



WHISKERS



FUR



PAW



BEAK



FEATHER



WING

1 LISTEN AND PLAY HOPPITYHOP. 



I LIKE

DRAW YOUR FAVOURITE PET.

# A PARTY

Unit

6

1 LISTEN AND SING. THEN DRAW. 



Storycards 1 - 5 Unit 6  
(CD 2 • T 32 - 36)

2 LISTEN, POINT AND SAY.  

HAPPY BIRTHDAY!



ORANGE JUICE

SANDWICH

POPCORN

CAKE

LOLLIPOP

CRISPS



3 LISTEN AND MIME. 



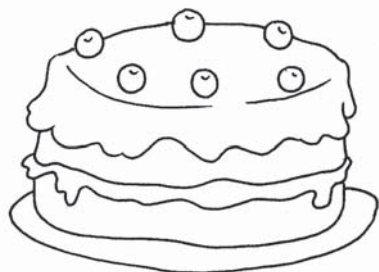


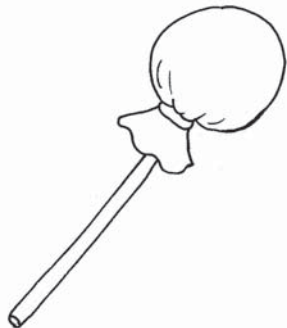
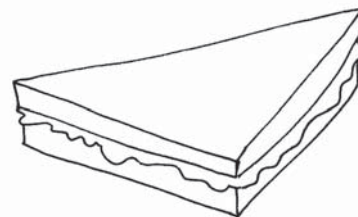
**DRAW.**

YUMMY!

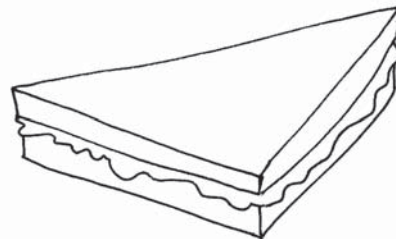


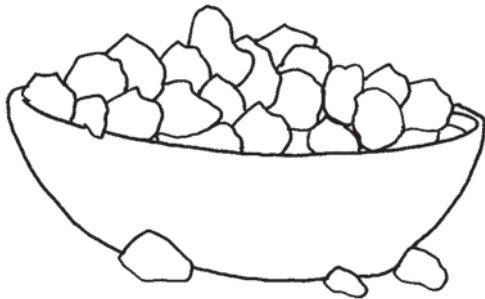
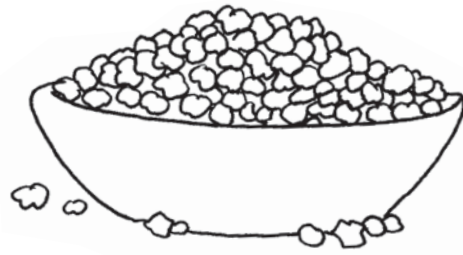
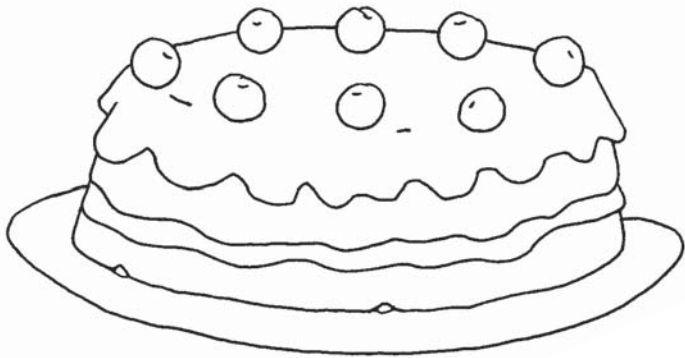
YUCK!



## NOW I CAN

1 COLOUR AND TICK.  CAKE CRISPS LOLLIPOP POPCORN SANDWICH CRISPS ORANGE JUICE CAKE LOLLIPOP POPCORN CRISPS SANDWICH

2 DRAW AND SAY: YUMMY  OR YUCK .



1 LISTEN AND MIME. 

AN APPLE.



A BIG APPLE.



MUNCH...



MMM... YUMMY!



2 LISTEN AND MIME. 



1 LISTEN AND PLAY SNACK TIME. 



**I LIKE** DRAW YOUR FAVOURITE FOOD.



1 LISTEN AND SING THE BYE-BYE SONG. 



2 LOOK AND COLOUR. 

- |          |         |          |          |          |
|----------|---------|----------|----------|----------|
| 1 RED    | 2 GREEN | 3 PURPLE | 4 YELLOW | 5 BLUE   |
| 6 ORANGE | 7 WHITE | 8 BLACK  | 9 PINK   | 10 BROWN |

I CAN MAKE IT

# SCARY Halloween

## 1 LET'S MAKE A BAT.

1



2



3



4



5



HAPPY HALLOWEEN!







2 LISTEN AND POINT. SING AND MIME.



I CAN MAKE IT

# Merry Christmas

## 1 LET'S MAKE A CHRISTMAS REINDEER.



HANG YOUR REINDEER ON THE CHRISTMAS TREE!



MERRY CHRISTMAS!




2 LISTEN, SING AND COLOUR. 



I CAN MAKE IT


# Happy Easter!

## 1 LET'S MAKE AN EASTER BOAT.





2 LOOK AND FIND. SAY.



COUNT THE BLUE EGGS.



COUNT THE YELLOW EGGS.



COUNT THE RED EGGS.



COUNT THE RABBITS.




3 LISTEN AND SING.



# HAPPY BIRTHDAY

## 1 LET'S MAKE A PRESENT FOR A FRIEND.



I'M SPECIAL  
SO ARE YOU.  
YOU'RE MY BEST FRIEND  
AND I LOVE YOU!



## 2 A RHYME FOR A FRIEND.



**1 READ AND COMPLETE.**

**LITTLE RED:** HELLO, BOYS AND GIRLS!  
I AM LITTLE  ..... RIDING HOOD.

**2 SONG: I AM LITTLE RED RIDING HOOD**

I AM LITTLE RED RIDING HOOD  
LITTLE RED RIDING HOOD AM I  
I PLAY WITH THE  .....  
AND I LIVE IN THE WOODS.  
MY NAME IS LITTLE  ..... RIDING HOOD.



**3 WRITE THE WORDS.**



MUMMY



GRANDMA



THE WOODCUTTER



MR WOLF


1 COMPLETE.

APPLE

HONEY

BISCUITS

ORANGE





## 1 LISTEN AND COMPLETE THE SONG: TAKE THEM TO GRANDMA.



AND  .....

TAKE THEM TO  .....

TAKE THEM TO GRANDMA

BISCUITS, HONEY AND ORANGES

TAKE THEM TO GRANDMA'S HOUSE!

GO  ..... RIDING HOOD

GO, GO, GO...

GO RED RIDING HOOD, GO!

GO RED RIDING HOOD

GO, GO, GO...

GO RED RIDING HOOD, GO!



## 1 COMPLETE.



H \_ P



S K \_ P



J \_ M P



C L \_ P

## 2 LISTEN AND SING HOP, SKIP, JUMP, CLAP.

HOP, HOP, SKIP, SKIP  
 LET'S GO TO GRANDMA'S  
 JUMP, JUMP, CLAP, CLAP  
 LET'S GO TO GRANDMA'S.

HOP, HOP, SKIP, SKIP  
 LET'S GO TO GRANDMA'S  
 JUMP, JUMP, CLAP, CLAP  
 LET'S GO TO GRANDMA'S.

1 COMPLETE.

HELLO

WOLF

RED

NAME

MY

HELLO

..... LITTLE  
..... RIDING  
HOOD.

..... NAME  
IS MR .....

HELLO.  
WHAT'S YOUR  
.....?

.....  
MR WOLF.



1 COMPLETE.

NOSE

EARS

EYES



# 1 LISTEN AND COMPLETE THE SONG: YOU'RE NOT GRANDMA.

GRANDMA, YOU HAVE BIG  .....

GRANDMA, YOU HAVE BIG  .....

GRANDMA, YOU HAVE A BIG  .....

ARE YOU GRANDMA?

GRANDMA, YOU HAVE BIG HANDS

GRANDMA, YOU HAVE BIG FEET

GRANDMA, YOU HAVE BIG TEETH

ARE YOU GRANDMA?

RUN, RUN, RUN, RUN

YOU'RE NOT  .....

RUN, RUN, RUN, RUN

YOU'RE NOT GRANDMA

RUN, RUN, RUN, RUN

YOU'RE NOT GRANDMA

YOU'RE THE  .....

!!!



## 1 READ AND WRITE THE NUMBERS.

1 OH NO!  
THE WOODCUTTER!  
HELP!

2 GO AWAY,  
MR WOLF!

4 GRANDMA,  
IT'S TIME TO GO.

3 THANK YOU MR  
WOODCUTTER!




## 2 LISTEN AND SING THE GOODBYE SONG.

GOODBYE, GOODBYE,  
GOODBYE  
WAVE YOUR HAND  
WAVE YOUR HAND  
WAVE YOUR HAND AND  
SAY GOODBYE.

GOODBYE, GOODBYE,  
GOODBYE  
IT'S TIME TO GO  
TIME TO GO  
TIME TO GO  
SO SAY GOODBYE.



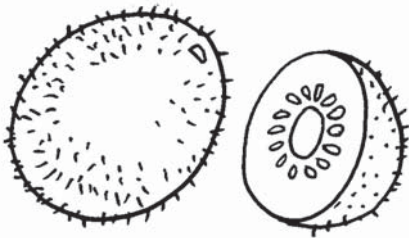
1 SAI CHE TU CONOSCI GIÀ MOLTE PAROLE IN INGLESE?  
GUARDA I DISEGNI E DÌ LA PAROLA CHE TI VIENE IN  
MENTE... È IN INGLESE!




JEEP




JEANS



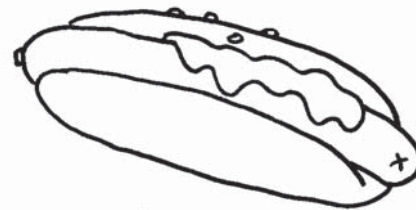
KIWI



SKATEBOARD



HAMBURGER



HOT DOG

2 RIPASSA LE PAROLE E LEGGI. COLORA.

## 3 LEGGI E COLORA.


HELLO! I'M BETTY.  
WHAT'S YOUR  
NAME?

MY NAME'S  
PAUL!



HI! I'M GEORGE!  
WHAT'S YOUR  
NAME?

MY NAME'S  
LUCY!





# SCHOOL THINGS

Unit

2



1 RIPASSA LE PAROLE E COLORA.



CRAYON

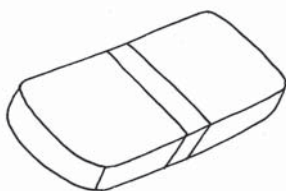


PEN

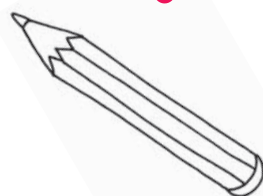


BOOK

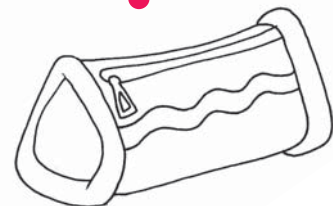
SCHOOL



RUBBER



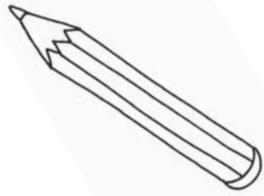
PENCIL



PENCIL CASE

2 RIPASSA SOLO LA PAROLA GIUSTA E COLORA.

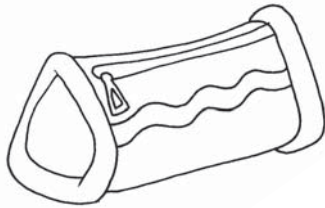
1

PEN  
PENCIL

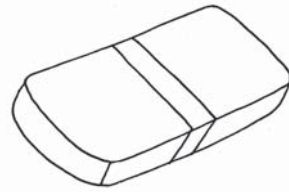
2

BOOK  
RUBBER

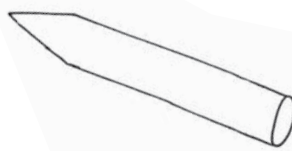
3

CRAYON  
PENCIL CASE

4

RUBBER  
PENCIL CASE

5

BOOK  
CRAYON

6

PENCIL  
PEN



## 1 RIPASSA OGNI PAROLA CON IL COLORE GIUSTO.

ORANGE

BLUE

GREEN

RED

PINK

YELLOW

## 2 LEGGI E COLORA.

1 ORANGE







2 PINK

3 GREEN

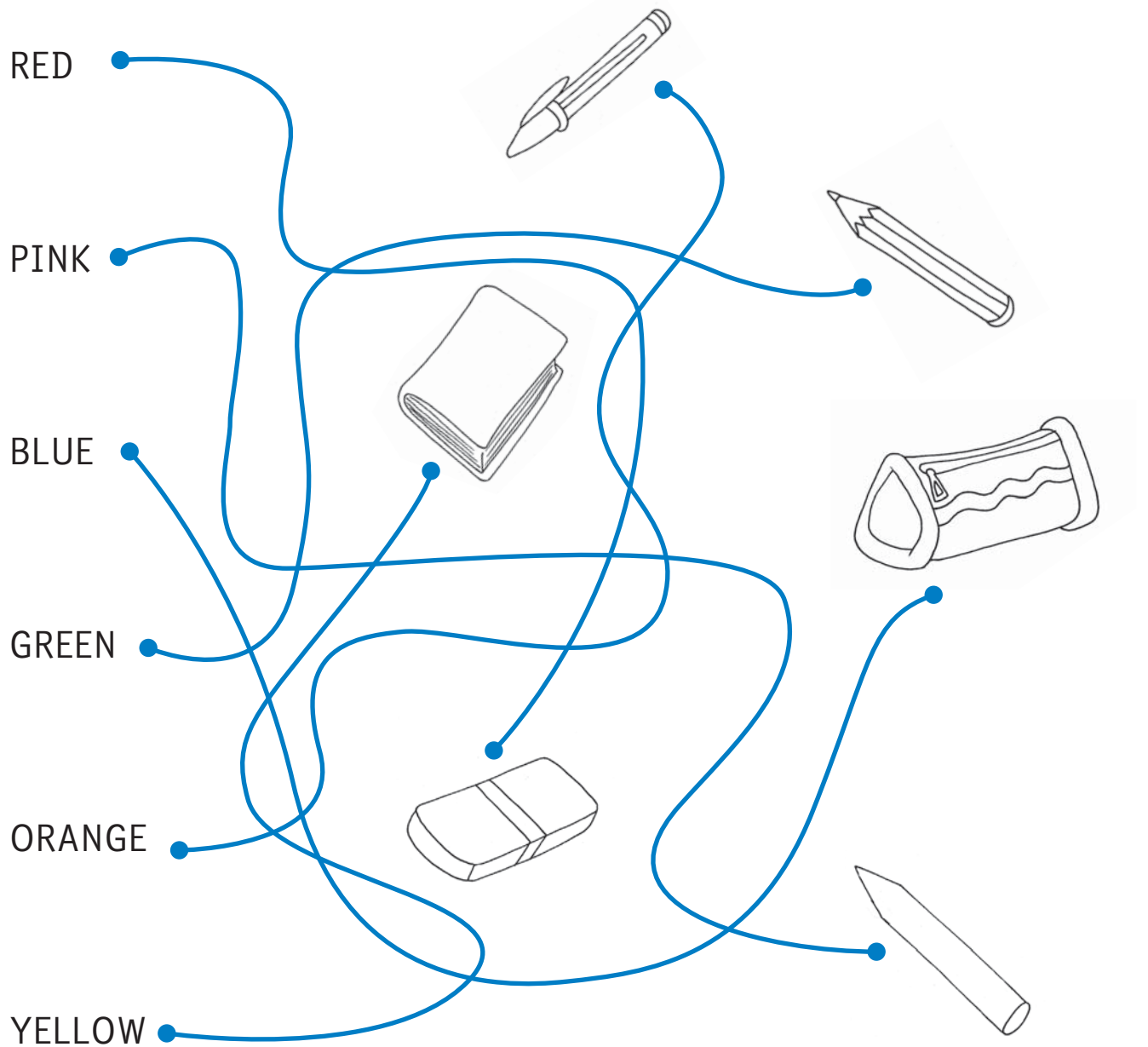
4 BLUE

5 YELLOW

6 RED



## 3 SEGUI I FILI E COLORA.



## 4 COMPLETA.

AN O R A N G E PEN

A \_ \_ \_ \_ \_ PENCIL CASE

A \_ \_ \_ \_ \_ PENCIL

A \_ \_ \_ \_ RUBBER

A \_ \_ \_ \_ \_ BOOK

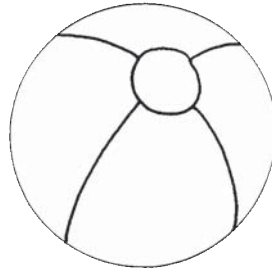
A \_ \_ \_ \_ \_ CRAYON




## 1 RIPASSA LE PAROLE E COLORA.



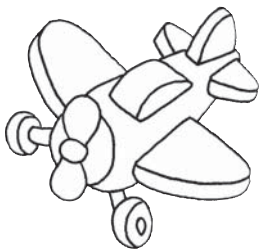
DOLL



BALL




TRAIN



PLANE



TEDDY BEAR



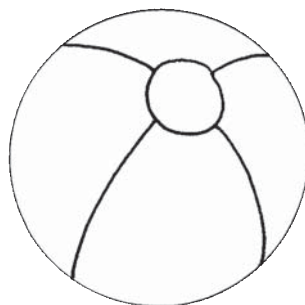
CAR

## 2 COMPLETA E COLORA.




AN ORANGE

-----



A BLUE

-----



A RED


-----



A GREEN


-----

-----



A PINK

-----



A YELLOW




-----

**3 COLLEGA OGNI NUMERO ALLA PAROLA CORRISPONDENTE.**


1 2 3 4 5 6

THREE TWO ONE FIVE SIX FOUR

**4 CONTA E SCRIVI IL NUMERO IN LETTERE.**



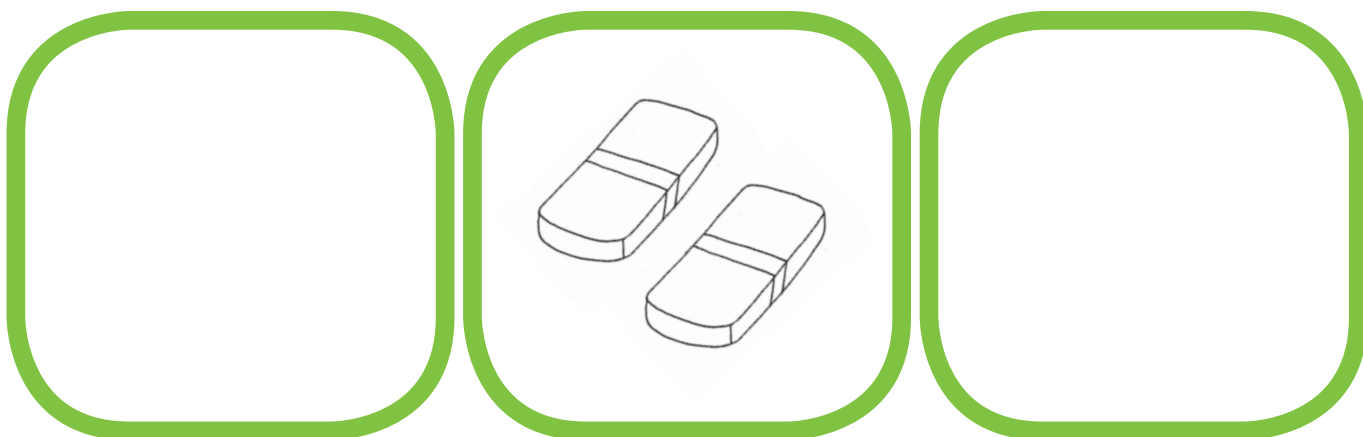
5 CHE COSA VIENE PRIMA? CHE COSA VIENE DOPO? COMPLETA.



— — — —

FIVE

— — —

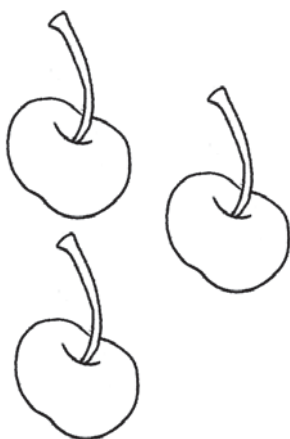


— — —

TWO


— — — — —

6 CONTA E CERCHIA IL NUMERO GIUSTO.



FOUR

THREE



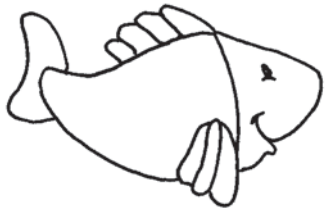
FIVE

FOUR






## 1 RIPASSA LE PAROLE E COLORA.



FISH



TORTOISE



RABBIT

PETS



CAT



DOG

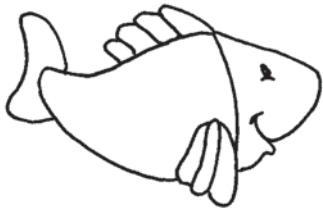


MOUSE



BIRD

## 2 COMPLETA E COLORA.



AN ORANGE

-----



A YELLOW

-----



A BLUE

-----




A GREEN

-----



A RED

-----



AN ORANGE

-----

3 COLLEGA OGNI NUMERO ALLA PAROLA CORRISPONDENTE.

7

8

9

10


EIGHT

TEN

SEVEN

NINE

4 CONTA E SCRIVI IL NUMERO IN LETTERE.



-----



-----



-----



-----



-----



-----

5 COLLEGA I PUNTINI DA ONE A TEN E SCOPRI GLI ANIMALETTI.

THREE ●

TWO ●

ONE ●

TEN ●

SIX ●

SEVEN ●

FOUR ● ● FIVE

EIGHT ● ● NINE

IT'S A \_ \_ \_

NINE ●

TEN ●

ONE ●

EIGHT ●

SIX ●

SEVEN ●

THREE ●

FIVE ●

FOUR ●

TWO ●

IT'S A \_ \_ \_ \_


# A PARTY

Unit


6



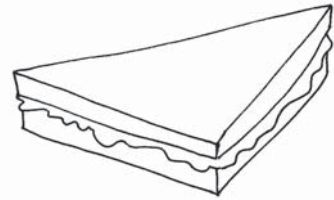
1 RIPASSA LE PAROLE E COLORA.



CAKE

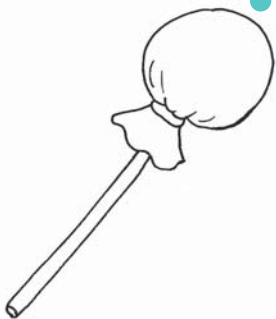


CRISPS




SANDWICH

FOOD



LOLLIPOP




POPCORN



ORANGE JUICE

## 2 COLORA L'INTRUSO E SCRIVI IL NOME.


1




2




3




4



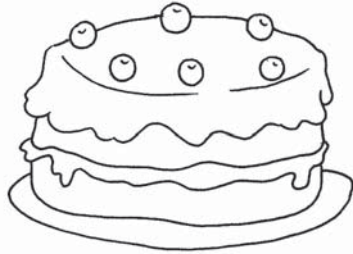
5




6



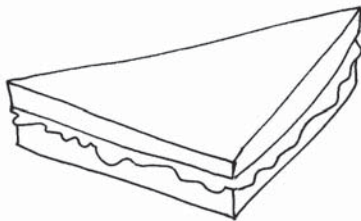
3 OSSERVA I DISEGNI E SCRIVI.



..... IS .....



..... ARE .....



..... IS .....



..... IS .....

# THE BIG GAME

1 COMPLETA L'INCROCIO DI PAROLE.

The crossword puzzle grid consists of blue-outlined squares. The starting points for the words are numbered 1 through 15. The illustrations are as follows:

- 1:** A blue steam train.
- 2:** A pink cake with white frosting and red cherries.
- 3:** A grey mouse.
- 4:** A brown dog sitting.
- 5:** A blue pen and a red pencil.
- 6:** A yellow lollipop.
- 7:** An orange box.
- 8:** A green globe.
- 9:** A blue bird.
- 10:** A yellow car.
- 11:** An orange airplane.
- 12:** A blue bowl filled with yellow corn.
- 13:** A green turtle.
- 14:** A blue box.
- 15:** A blue box.

The grid layout is as follows:

- Row 1: 1 (3 squares)
- Row 2: 2 (3 squares)
- Row 3: 3 (1 square), 2 (3 squares)
- Row 4: 4 (3 squares), 5 (3 squares), 6 (1 square)
- Row 5: 7 (1 square), 8 (5 squares), 9 (3 squares), 7 (1 square)
- Row 6: 10 (3 squares), 9 (1 square)
- Row 7: 11 (5 squares), 7 (1 square)
- Row 8: 12 (5 squares)
- Row 9: 13 (3 squares), 10 (3 squares), 14 (1 square), 6 (1 square), 15 (1 square)
- Row 10: 14 (1 square), 15 (1 square)



# DIPLOMA

THIS IS TO CERTIFY THAT

.....  
.....  
HAS COMPLETED

NOW I CAN



TEACHER

.....  
DATE



