



LIBRO
A NORMA



LIBRO
DIGITALE



INTEGRAZIONI
DIGITALI ONLINE



LABORATORIO
DIGITALE



Student's Book
with Activity and Grammar Zone

SYLLABUS	MAIN VOCABULARY	MAIN STRUCTURES	CLIL AND CIVILISATION
Let's Start!	Revision Unit	Revision Unit	
1 I'm afraid of...	spiders, monsters, thunderstorms, thieves, ghost, fire, snakes, the dark, zombies strong, weak, brave, tall, short, fat, thin, old, young. Sound corner: h	Present simple <i>be</i>	Clil: Music Civilisation: Magic places
2 Reading is fun!	scary stories, mystery books, wildlife books, sport books, thrillers, love stories, science-fiction books, comics never, always, often, sometimes, usually Sound corner: s	Present simple action verbs Like + <i>-ing</i> form Adverbs of frequency	Clil: Art Civilisation: The Union Jack
3 School life	English, Science, Computer Studies, Art, Maths, Music, Geography, History, P.E. Excellent at, very good at, good at Days of the week Sound corner: th/f	Present simple <i>have</i> (possession and different meaning) Why...? Because	Clil: Computer Studies Civilisation: Museums in London
4 Shopping time	baker's, bookshop, toy shop, pet shop, clothes shop, supermarket Numbers 10-100 penny, pence, pound Sound corner: t/d	Present simple <i>can</i> Where...? How much...? Possessive 's	Clil: Road safety Civilisation: Good food
5 The weather	cloudy, rainy, snowy, sunny, foggy, windy, hot, warm, cool, cold. Months of the year Seasons	Revision of all verb forms What's the weather like today?	Clil: Environmental studies
Festivities	Merry Christmas! Happy Easter!		
Grammar zone	Il nome, l'articolo determinativo, l'articoli indeterminativo, gli articoli partitivi, il genitivo sassone, i pronomi personali soggetto, gli aggettivi possessivi, verbo essere, verbo avere, verbi di azione, can, avverbi di frequenza, le preposizioni di tempo.		
Theatrino Time	Robin Hood		

NOW

A young girl with curly hair, wearing a plaid shirt and dark pants, stands between the letters 'N' and 'O', holding an open book. To her right, a young boy with a purple backpack and a black t-shirt stands between the letters 'O' and 'W', also holding a book.

LOW

A young boy is sitting on the floor next to the large blue letter 'L', giving a thumbs up. To the right of the letter 'O' is a blue circle with a white border containing the white number '4'.

GAIN


A young girl with a pink backpack and a yellow skirt stands to the left of the letter 'G'. A young boy in a school uniform sits on the floor in front of the letter 'A', reading a book. A young boy with a backpack stands between the letters 'A' and 'N', holding a book. A young girl sits on a stack of books to the right of the letter 'N', reading a book.

Now I can 4

di Mariagrazia Bertarini, Martha Huber e Paolo Iotti

© 2015 - ELI s.r.l
CP 6 – 62019 Recanati – Italia
Tel. +39 071750701 – Fax + 39 071977851
e-mail: info@elionline.com – www.elilaspigaedizioni.it

Responsabile editoriale e Art Director – Letizia Pigni
Redazione – Mauro Traversa
Consulente linguistico – Lisa Suett
Responsabile di produzione – Francesco Capitano
Progetto grafico – Airone Comunicazione
Illustrazioni – Marco Bregolato, Francesca Galmozzi, Giovanni Pierfranceschi
Referenze iconografiche – Danilo Maceratesi, Shutterstock
Musiche – Paolo Iotti

Questo testo è realizzato con il carattere  EasyReading™.
Font ad alta leggibilità: strumento compensativo per i lettori con dislessia
e facilitante per tutte le categorie di lettori.

www.easyreading.it

La casa editrice ringrazia tutti gli insegnanti che con il loro prezioso lavoro
hanno contribuito all'ottimizzazione del corso.

ISBN 978-88-536-2067-5 Student's Book 4
ISBN 978-88-536-2068-2 Teacher's Book 4

Tutti i diritti riservati. È assolutamente vietata la riproduzione totale o parziale
di questa pubblicazione, così come la trasmissione sotto qualsiasi forma o con
qualunque mezzo, senza l'autorizzazione scritta della casa editrice.

Stampa – Tecnostampa – Recanati – 15.83.046.0

Let's start!

1 Listen and write the numbers.  



Let's meet at the playground in the park. Playing there is great fun. My friends and I love it! What about you?



This is a photo of me in the mountains. Do you like skiing? It's cool!



What a beautiful summer! Here I am at the beach, swimming with my friends. Can you swim?

Draw or stick a picture of your favourite holiday place.

2 Listen, act and play.  





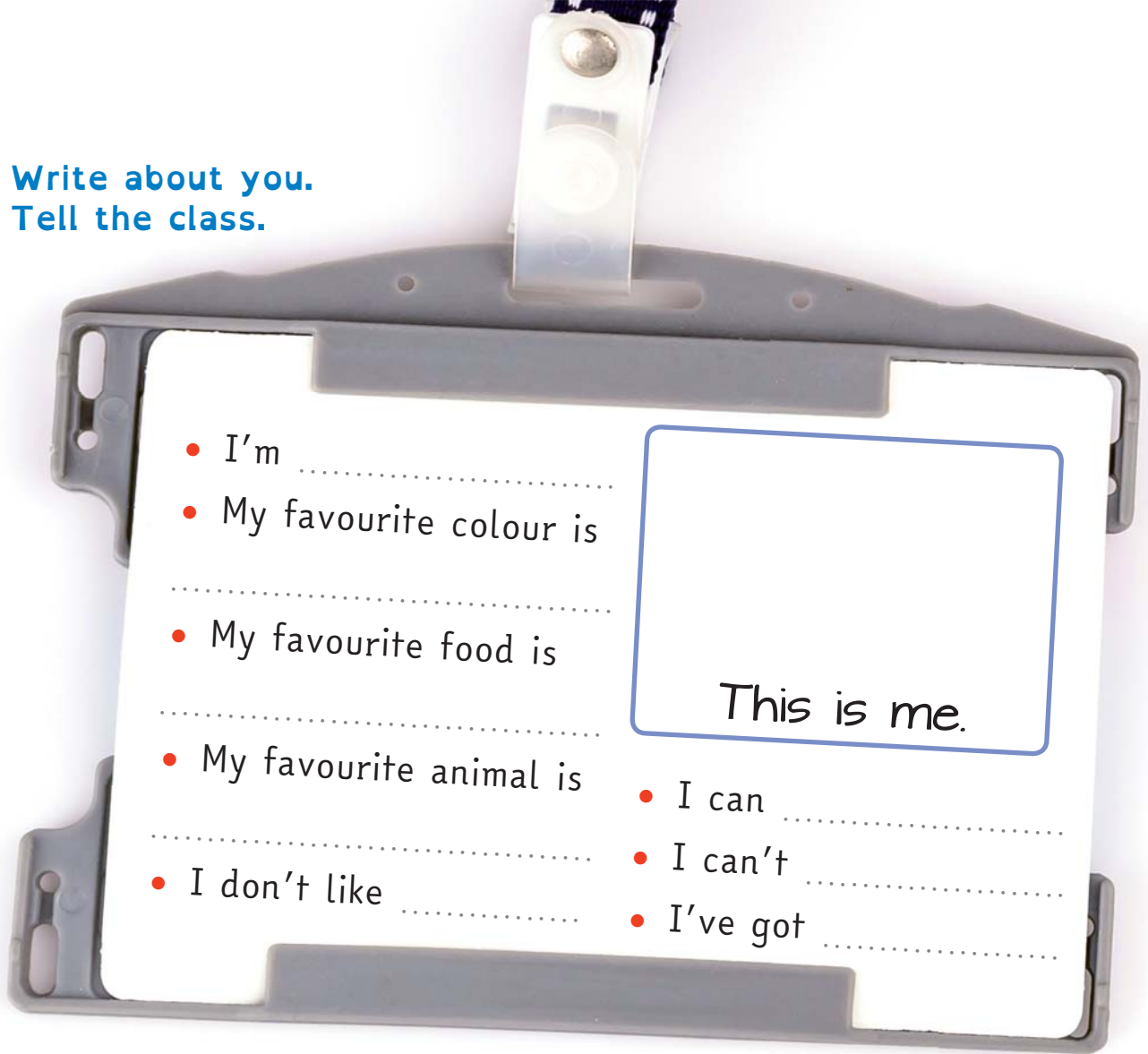
My name is Ted.
I'm 9 years old.

Yes! You're Ted,
our new school friend.

My favourite colour is red.
My favourite food is pizza.
I like tennis.
I don't like lollipops.
I can paint a picture.
I can't play the piano.



**3 Write about you.
Tell the class.**



**4 Write about a friend in your class.
Ask your friends to guess his/her name.**

He's/She's years old.

He/She likes


He/She can

He/She has got

His/Her favourite colour is

His/Her favourite food is

His/Her favourite animal is



5 Match the word pairs. 



jeans

plums

volleyball

MUSIC ROOM

green

ears

lions

thirteen

books

Easter

trainers

apples

basketball

art room

purple

fourteen

tigers

library

CHRISTMAS

nose

6 Choose five words and write about you and a friend.
Use: I like, he likes, she likes, I have got, he has got, she has got, I can, he can, she can.

Me

.....

.....

.....

.....

.....

.....

My friend

.....

.....


.....

.....

.....

.....

1 Listen and play **the Animal Game.** 



I'm afraid of...

Unit

1

1 Listen and read. 



An old castle...
I like scary ghosts
and monsters!



Look at this
big hairy spider.
It's horrible!
Are you afraid of
spiders?



My dog is afraid of thunderstorms...
Please Lucky, come out of there!



.....

.....

.....

.....

2 Listen, act and read.





3 Listen and say.



fire



monsters



Nick



thunderstorms



thieves



Jenny



witches




ghosts



Eddy




snakes



the dark



Molly



spiders



zombies



Ted



... and you, what
are you afraid of?
Say and write.

4 Say and write.

1 Molly/snakes/spiders

She is afraid of snakes, but she isn't afraid of spiders.

2 Eddy/ghosts/snakes

3 Jenny/thieves/fire

4 Nick/thunderstorms/monsters

5 Ted/spiders/the dark

5 Listen and complete. Sing. 

Thieves? I'm not afraid.
..... ? I'm not afraid.

A horrible ? I'm not afraid.
A spooky ghost? I'm not afraid.

Yes, I'm a hero. I'm strong and brave.
Look at me. I'm not afraid!

Thunderstorms? I'm not afraid.
..... ? I'm not afraid.
..... ? I'm not afraid.
Dark nights? I'm not afraid.

Yes, I'm a hero. I'm strong and brave.
Look at me. I'm not afraid!

Oh, what's that?
What's that?
Please...

Help!



6 Let's tune in! 


What's the matter?


I'm afraid of spiders.


There's a spider.


I'm not afraid of spiders.



7 Listen and act. 







8 Ask five friends and complete.

	spiders	monsters	thunder-storms	thieves	ghosts	fire	snakes	the dark
Max		✓				✓		
Paul	✓			✓				
.....								
.....								
.....								
.....								
.....								









9 Answer.

- 1 Who is afraid of  ?
.....
- 2 Who is afraid of the  ?
.....
- 3 Who is afraid of  ?
.....
- 4 Who is afraid of  ?
.....

- 5 Who is afraid of  ?
.....
- 6 Who is afraid of  ?
.....
- 7 Who is afraid of  ?
.....
- 8 Who is afraid of  ?
.....

10 Listen and play. 



 <p>Josh</p>	 <p>Elly</p>	 <p>Ian</p>	 <p>Amy</p>
 <p>Lee</p>	 <p>Sue</p>	 <p>Zack</p>	 <p>Kate</p>

11 Answer. Use **Yes, he/she is** – **No, he/she isn't.**

- 1 Is Elly afraid of thunderstorms?
- 2 Is Zack afraid of the dark?
- 3 Is Kate afraid of ghosts?
- 4 Is Josh afraid of thieves?
- 5 Is Amy afraid of fire?

12 Listen and say.



tall short



thin fat



young old



strong weak

13 Listen and play the game.





Are you old?

No ... Try again.

Are you fat?

Yes, we are.

14 Listen and write the numbers.  



15 Read and write the numbers.

- | | | | |
|--------------------------------|-----------------------|---------------------------------|-----------------------|
| They're short, thin and young. | <input type="radio"/> | They're tall, fat and young. | <input type="radio"/> |
| They're short, thin and old. | <input type="radio"/> | They're tall, strong and young. | <input type="radio"/> |
| They're tall, thin and young. | <input type="radio"/> | They're short, fat and young. | <input type="radio"/> |
| They're short, weak and young. | <input type="radio"/> | They're tall, thin and old. | <input type="radio"/> |

16 Listen and circle. Then number.

1 Hello, my name is Ace,
I'm 5 and I live in England.
I'm **short/tall** and **thin/fat**
but I am **strong/weak**
and I like **cheese/meat**.
I'm not afraid of **zombies/ghosts**.
I'm afraid of **cats/dogs**,
but **lions/tigers** are afraid of me!



2 Hello, my name is Coco,
I'm 2 and I live in Ireland.
I'm **tall/short**. I'm not **thin/fat**.
I am **weak/strong**.
I like **meat/fruit** very much.
Thieves and **dogs/cats** are afraid
of me. But I'm afraid of
thunderstorms/the dark.



3 Hello, my name is Star,
I'm 7 and I live in Scotland.
I'm **short/tall** and **thin/fat**.
I am **strong/weak**.
I like **meat/fruit** very much.
People are afraid of me.
But I'm afraid of **hippos/lions**.



THIS IS ME

17 Complete and read to the class.

18 Write about a friend.

My name's

I'm

and

I'm afraid of

.....

and

.....

I'm not afraid of

.....

or

.....

His/Her name's

He/She is

and

.....

He/She is afraid of

and

.....

He/She is not afraid of

.....


or

.....

19 Go to page 9 and write. What are you afraid of?

NOW I CAN

1 Circle the words and complete the message.



2 Look at the pictures and write.




She's

.....
.....
.....

He's

.....
.....
.....

3 Draw two ghosts and write.



They're

.....

1 Listen and complete. Then listen and check. 

1



long sound

short sound

The castanets make
a

2



The guitar makes
a

3



high sound

low sound

The trombone makes
a

4



The trumpet makes
a

5



loud sound

soft sound

The violin makes
a

6



The drum makes
a

2 Listen.

Your voice is an instrument too.

You can make long sounds
or you can make short sounds.

Your voice can be high
or it can be low.

You can speak with a loud voice
or you can speak with a soft voice.

And you can speak fast
or you can speak slowly.



3 Play with your voice.



I don't like
this dog!

You're
scared!

- Look, there's a monster.
- I'm a ghost.
- She's my teacher.
- That's my cat.
- He's my hero.
- What's that?

angry
happy
sad
scared
tired



Magic places

1 Listen and complete.  



Giant's Causeway

Big stones form
a road.
People say there
.....
giants in
this place.



Caernarfon Castle

Caernarfon Castle is a very big and
very castle. People say
there are there.

2 Say and write.

A magic place in my country is



Loch Ness

People say there's a
..... in this lake.
The monster
..... called
Nessie.



Stonehenge

Stonehenge is
a circle of very
big stones.
..... the
most
place in the
world.

Nessie

3 Listen and complete. 

Nessie is a famous

People say it is a dinosaur and that Nessie is a

She lives in
and Loch Ness
is her home.

She has got a cousin that lives in, in the Okanagan lake. His is Ogopogo.

Sound Corner


1 Listen and repeat. 

He is Harry Potter.
His school is Hogwarts.
Hogwarts is haunted
by horrible ghosts.

2 Listen and circle.  

- | | | | |
|--------|-----|--------|-----|
| 1 his | is | 4 hat | at |
| 2 hi | I | 5 hen | an |
| 3 hair | air | 6 here | ear |

3 Tongue twister. Listen and repeat. 



Harry has got a hat. Where is his hat? It isn't on his head.

1 Listen and act. Play the **Never-Ending Sentences Game**. 

I'm not afraid of the dark.

She's not afraid of the dark. I'm not afraid of fire.

She's not afraid of the dark. He's not afraid of fire. I'm not afraid of monsters.



afraid of

.....

not afraid of

.....

 I am...

young old

fat thin

tall short

strong weak

eight

nine

ten

Reading is fun!

Unit

2

1 Listen and read. 



Comics, thrillers,
love stories...
Let's choose a book!

A tablet device with a white screen and a black border. The screen displays several horizontal dotted lines for writing, with a faint blue pencil icon in the background.

I love pirates.
And you? Reading
a book is a great
adventure. Let's read,
let's dream!

A book is
a good friend.
When you read
a book you're never
alone.

2 Listen, act and read.  

In the castle
there's a party, a scary party!
Monsters, zombies, witches,
big spiders and...
five kids!

I'm afraid of
monsters!

Their names are...
Jenny, Nick, Molly,
Eddy and Ted!

WHAT?

I'm not!
This story is great!


Are you sure?

Ha ha ha!
It's a joke!

HELP! A GHOST!



Oh Ted, you like
scary stories but you're
afraid of my little rabbit...
Ha ha ha!!!

3 Listen and write the numbers.  
 scary stories

 mystery books

 wildlife books

 sport books

 thrillers

 love stories

 science-fiction books

 comics

4 Read and write.

1 Molly/wildlife books/sport books.

She likes wildlife books, but she doesn't like sport books.

.....

2 Eddy/sport books/scary stories.

.....

3 Jenny/love stories/scary stories.

.....

4 Nick/thrillers/science-fiction books.

.....

5 Ted/mystery books/comics.

.....

5 Listen and complete. Sing.  

I like reading,
you like reading,
we like reading,
let's have fun!

Scary stories, scary stories
..... /

Wildlife, wildlife
..... /

Thrillers, thrillers
..... /

Science-fiction, science-fiction
..... /

I like reading,
you like reading,
we like reading,
let's have fun!



6 Let's tune in! 

   
Let's choose a book.

    
This story is great.

     
I like scary stories.

      
I don't like scary stories.



7 Listen and act. 



8 Ask four friends and complete.

	Scary stories	Mystery books	Wildlife books	Sport books	Thrillers	Love stories	Science-fiction books	Comics
Paul	✓							✓✓
.....								
.....								
.....								
.....								

9 Say and write about your friends.

- Paul likes scary stories and comics. He prefers comics.
- likes prefers
- likes prefers
- likes prefers
- likes prefers

10 Listen and play. 



Josh




Elly



Ian




Amy




Lee



Sue



Zack



Kate

11 Answer. Use: Yes, he/she does – No, he/she doesn't.

1 Does Elly like love stories?

.....

2 Does Ian like sport books?

.....

3 Does Zack like science-fiction books?

.....

4 Does Sue like comics?

.....

12 Listen and say. 

always	<input checked="" type="checkbox"/>	<input checked="" type="checkbox"/>	<input checked="" type="checkbox"/>	<input checked="" type="checkbox"/>	<input checked="" type="checkbox"/>	<input checked="" type="checkbox"/>	<input checked="" type="checkbox"/>	<input checked="" type="checkbox"/>	<input checked="" type="checkbox"/>	<input checked="" type="checkbox"/>	<input checked="" type="checkbox"/>	<input checked="" type="checkbox"/>	<input checked="" type="checkbox"/>	<input checked="" type="checkbox"/>	<input checked="" type="checkbox"/>	<input checked="" type="checkbox"/>
often	<input checked="" type="checkbox"/>	<input checked="" type="checkbox"/>	<input checked="" type="checkbox"/>	<input type="checkbox"/>	<input checked="" type="checkbox"/>	<input checked="" type="checkbox"/>	<input type="checkbox"/>	<input checked="" type="checkbox"/>	<input checked="" type="checkbox"/>	<input checked="" type="checkbox"/>	<input checked="" type="checkbox"/>	<input type="checkbox"/>	<input checked="" type="checkbox"/>	<input checked="" type="checkbox"/>	<input type="checkbox"/>	<input checked="" type="checkbox"/>
sometimes	<input type="checkbox"/>	<input type="checkbox"/>	<input checked="" type="checkbox"/>	<input type="checkbox"/>	<input checked="" type="checkbox"/>	<input type="checkbox"/>	<input type="checkbox"/>	<input type="checkbox"/>	<input checked="" type="checkbox"/>	<input type="checkbox"/>	<input type="checkbox"/>	<input type="checkbox"/>	<input checked="" type="checkbox"/>	<input type="checkbox"/>	<input checked="" type="checkbox"/>	<input checked="" type="checkbox"/>
never	<input type="checkbox"/>	<input type="checkbox"/>	<input type="checkbox"/>	<input type="checkbox"/>	<input type="checkbox"/>	<input type="checkbox"/>	<input type="checkbox"/>	<input type="checkbox"/>	<input type="checkbox"/>	<input type="checkbox"/>	<input type="checkbox"/>	<input type="checkbox"/>	<input type="checkbox"/>	<input type="checkbox"/>	<input type="checkbox"/>	<input type="checkbox"/>

13 Listen and write the numbers.  

I always read
in my bedroom.



I often read
in the living room.



I sometimes read
in the garden.



I never read
in the kitchen.

14 Read and tick true or false. 

Eddy always reads in his bedroom.
He sometimes reads in the garden.

T	F
<input type="checkbox"/>	<input type="checkbox"/>
<input type="checkbox"/>	<input type="checkbox"/>

Jenny sometimes reads in the living room.
She often reads in the living room.

<input type="checkbox"/>	<input type="checkbox"/>
<input type="checkbox"/>	<input type="checkbox"/>

Molly sometimes reads in her bedroom.
Molly sometimes reads in the garden.


<input type="checkbox"/>	<input type="checkbox"/>
<input type="checkbox"/>	<input type="checkbox"/>


Nick often reads in the kitchen.
Nick never reads in the kitchen.

<input type="checkbox"/>	<input type="checkbox"/>
<input type="checkbox"/>	<input type="checkbox"/>

15 Listen and circle the correct words.



	Her name is	Maria	Susan	Chloe
	is afraid of	spiders	ghosts	thunderstorms
	likes reading	scary stories	comics	love stories
	prefers	scary stories	comics	love stories
	prefers to read in the	bedroom	kitchen	living room

	His name is	Robert	Max	John
	is afraid of	monsters	fire	snakes
	likes reading	mystery books	science-fiction	sport books
	prefers	mystery books	science-fiction	sport books
	prefers to read in the	garden	living room	bedroom

16 Say and write about the girl and the boy.

- 1 Her name is
- 2 She is afraid of
- 3 She likes reading but she prefers
- 4 She prefers to read in the
- 5 His name is
- 6 He is afraid of
- 7 He likes reading but he prefers
- 8 He prefers to read in the





POSTED ON: 15TH OCTOBER [LEAVE A COMMENT](#)

Hello, welcome to my BLOG!

My name is David.

I  reading and writing about my books!

I like  ,  and


 , but I prefer 

I usually read in my bedroom but I prefer to read in the garden.

My mother and my sister like 

My sister likes love stories but she prefers

 My father 

..... mystery books. He likes 

and 

My brother Tommy is 4

He can't read, but he likes  !

Follow my blog!

David



My favourite book



My first book



Now I'm reading



My new book

THIS IS ME

18 Complete and read to the class.

I like reading
 and

 I prefer

 I don't like
 or
 I prefer to read in

 I (always/sometimes/often/
 never)
 read in my bedroom.

19 Write about a friend.


(name)
 likes reading

 and
 He/She prefers

 He/She doesn't like
 or

 He/She prefers to read in

20 Go to page 27 and write about your favourite book.
 Draw the cover of your favourite book.



NOW I CAN

1 Look at the books and write. 



scary stories




.....




.....



.....




.....



.....



.....



.....

2 Look at the pictures and write using this code: 

○ ○ ○ ○ always
○ ○ ○ often

○ ○ sometimes
○ never



○ ○ ○ ○

In the morning Sally
has
She has milk and




○ ○

In the
she
takes the



○ ○ ○

In the
she
reads



○




At
Sally
has scary dreams.

3 Read the questions and tick about you.

	ALWAYS	OFTEN	SOMETIMES	NEVER
Do you read in your bedroom?				
Do you eat fish?				
Do you play video games?				
Do you watch TV in the evening?				
Do you go to the cinema alone?				
Do you go to school by bus?				

1 Complete. Then colour.

The primary colours are:






.....

.....

.....

The secondary colours are:



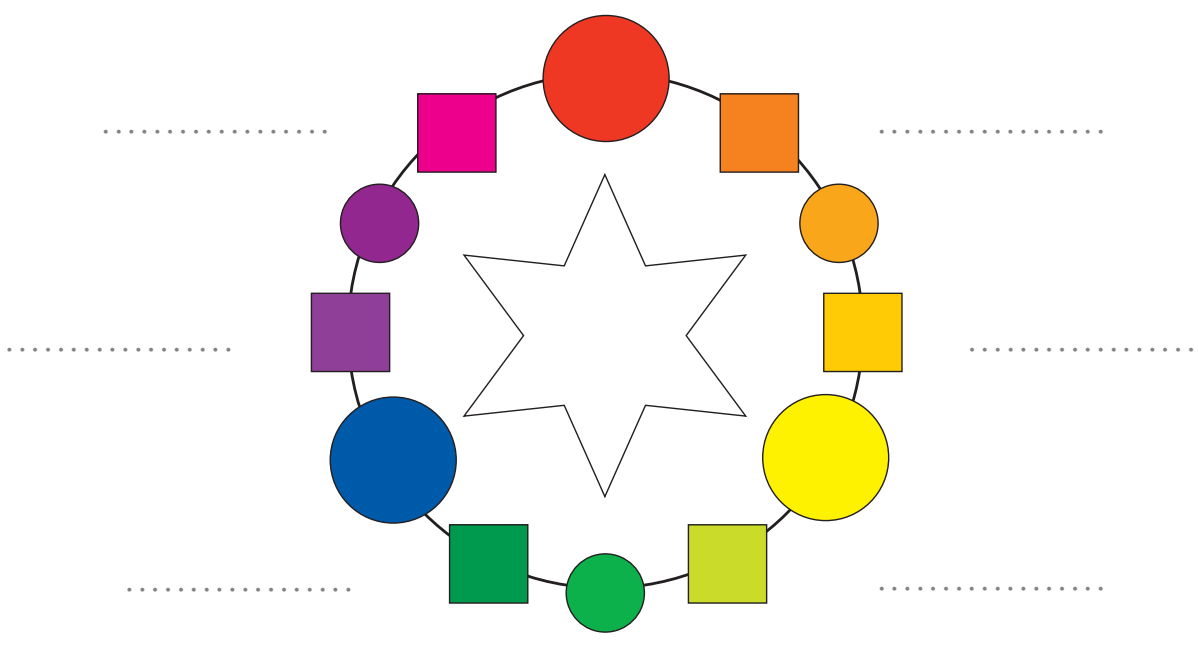
.....

.....

.....

2 Listen. Then write the colours.  

When you mix one primary and one secondary colour you get a tertiary colour. The tertiary colours are red-orange, yellow-orange, yellow-green, blue-green, blue-purple, red-purple.




3 Listen. Then complete. 

The thing I imagine is...




You can match colours and feelings.
 A colour can make you happy, sad, calm, nervous.
 You can also match colours and tastes.
 The basic tastes are sour, bitter, sweet and salty.




Feeling:

Taste:




Feeling:

Taste:



Feeling:

Taste:



Feeling:

Taste:

The Union Jack

1 Listen and complete.  

This is the flag of the United Kingdom: the Union Jack. It contains three flags.



The red cross of St. George for, on a white field.



The white cross of St. Andrew for, on a blue field.



The red cross of St. Patrick for Northern, on a white field.



The Welsh flag is not a part of the Union Jack. It is red, white and green. There is a red dragon with wings.



The emblem of is a red rose.




The emblem of is a daffodil or a leek.



A thistle is the emblem of



And a shamrock is the emblem of




SOUND CORNER

1 Listen and repeat.

Shrek is showing the sea to his shy princess.

2 Listen and circle.

- | | |
|-------|-------|
| 1 = ≠ | 4 = ≠ |
| 2 = ≠ | 5 = ≠ |
| 3 = ≠ | 6 = ≠ |




© DreamWorks 2004

3 Tongue twister. Listen and repeat.

Shrek sees seashells on the seashore.

1 Listen and act. Play **Guess the book I like.**



fruit

.....

.....

.....

animals

.....

.....

.....

books

.....

.....

.....



sports

.....

.....

.....

cartoons

.....

.....

.....

School life

Unit

3

1 Listen and read. 


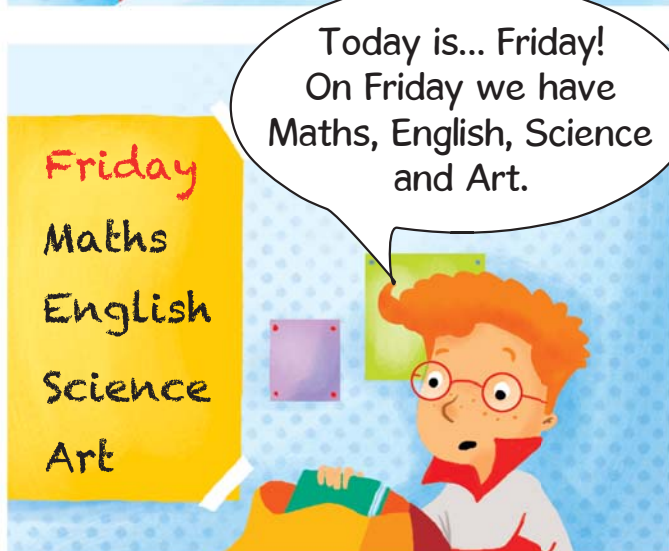

This is my school.
It's really great!
The people are very
nice and friendly.

We learn to play
different sports.
We play football,
hockey, basketball...

We also have a computer lab.
Here we learn to use
computers and tablets.



2 Listen, act and read.





3

3 Listen and write the numbers.  



English



Science



Computer Studies



Art



Maths



Music



Geography



History



P.E.

4 Listen and act. 



Three.



Geography.

My score:
.....

My friend's score:
.....


5 Listen and complete. Sing and do the actions. 

These are your school subjects:
clap your hands if you like them!

Geography
History

.....
Maths
English

.....
Art
.....



What's your favourite subject?
When we say it, stand up and
dance!

Geography

.....
Music
Maths

.....
Science
Art
P.E.



Let's dance all together,
now... It's break time!

6 Let's tune in! 



On Monday we have English.



On Friday we have Art.



7 Listen and number. 

Monday Thursday Saturday Friday



Sunday Tuesday Wednesday

8 Listen and complete. 

Tina

Sue

Monday	Tuesday	Wednesday	Thursday	Friday
History	Art	Computer Studies	English
.....	Maths

Monday	Tuesday	Wednesday	Thursday	Friday
.....	History	Science
P.E.	Geography	Geography



Peter



Alan

9 Listen and act. 

What's your favourite day?

Why?

Do you prefer English or Science?



Thursday.

Because I have English and Science on Thursdays.

I prefer English.

10 Listen and play. 

Is it a boy
or a girl?

Does he have Art
today?

Does he have
Maths today?

He is Josh.



A boy.

No, he doesn't.


Yes, he does.

Right!

Josh



Elly



Amy



Lee



Ian



Amanda



11 Think and complete, then listen and check. 

Use: reading and writing/solving problems/drawing and painting/studying archaeology/playing the piano and singing/travelling/using the computer/playing football/doing experiments

What's your favourite subject?
Why?



Maths!
Because I like solving problems.

1 I like solving problems. My favourite subject is



2 Josh likes His favourite subject is



3 Elly likes Her favourite subject is



4 Ian likes His favourite subject is



5 Amy likes Her favourite subject is



6 Lee likes His favourite subject is



7 Sue likes Her favourite subject is



8 Zack likes His favourite subject is



9 Kate likes Her favourite subject is



12 Listen and complete. 

✓✓✓ = excellent at

✓✓ = very good at

✓ = good at



English	✓✓✓
Science	
Computer Studies	
Art	
Maths	
Music	
Geography	
History	
P.E.	

English	✓✓✓
Science	
Computer Studies	
Art	
Maths	
Music	
Geography	
History	
P.E.	

13 Write about Mary and Max.

Mary is excellent at and

She is very good at,,

..... and

She is good at and

Max is

.....

.....

.....

14 Read and complete. Listen and check. 

POSTED ON: 21ST NOVEMBER

Hello, welcome to our super BLOG!

We are Jane, Max, Laura, Amy, Robert and Lucy.

Jane is ✓ at 

but she is ✓✓✓ at 

She is an Albert Einstein fan. Max and Laura

are ✓✓ at 

Amy is ✓ at 

but she is ✓✓✓ at



.....

She likes mystery stories and she is a Sherlock

Holmes fan.

Robert is ✓✓✓ at 

but he prefers 


Lucy loves  and



.....

She is a genius.

She can create a blog like this!



THIS IS ME

15 My school report.

English	<input type="checkbox"/>	I'm at English.
Science	<input type="checkbox"/>	I'm at Science.
Computer Studies	<input type="checkbox"/>	I'm at Computer Studies.
Art	<input type="checkbox"/>	I'm at Art.
Maths	<input type="checkbox"/>	I'm at Maths.
Music	<input type="checkbox"/>	I'm at Music.
Geography	<input type="checkbox"/>	I'm at Geography.
History	<input type="checkbox"/>	I'm at History.
P.E.	<input type="checkbox"/>	I'm at P.E.

16 My ideal timetable.

Monday	Tuesday	Wednesday	Thursday	Friday


17 Go to page 45 and write.

- 1 What's your favourite subject?
- 2 Why?
- 3 When do you have it?



NOW I CAN

1 Look at the pictures and do the crossword. 



1



2



3



4



5



6



7



8













9

2 Write the days of the week. Then look and complete. 



This is my timetable.

M _ _ _ _				
				
Break time	Break time	Break time	Break time	Break time
				

On Monday Nick has and

On he

On

.....

.....

3 Find two extra letters in each day of the week and complete the message.

MOONNDAY
 TUTELSDAY
 WEIDNESKDAY
 THUEMRSDAY
 FROINDAY
 SADTUARDAY
 SUNYSDAY



I d _ _ _
 _ _ _ _
 _ _ _ _ !
I ♥ Sundays!





I like Computer Studies very much. And you?

1 Listen and number.




- TOWER
- SCANNER
- KEYBOARD
- WEBCAM
- LAPTOP
- USB STICK
- SMARTPHONE

- SPEAKERS
- MONITOR
- PRINTER
- MOUSE
- TABLET
- CAMERA
- VIDEOCAMERA



Stop! You can't eat my mouse!



2 Listen. Reply using: **me too** or **I don't**. 



You say:

.....



You say:

.....



You say:

.....




You say:

.....



You say:

.....



You say:

.....


Museums in London

1 Listen and complete.

In there are many important

Children often go on school trips to museums.

The Natural History Museum is a very old and big building.



Here you see lots of, plants and enormous dinosaur reconstructions.

At the Science Museum you can learn about, technology, telecommunications and the history of space travel.

There are real space rockets that went to the



The Apollo 10 capsule.

Sound Corner

1 Listen and repeat. 

Fairy Flora fights against three furious witches.

2 Listen and circle.  

- | | | | | | |
|---|---|----|---|---|----|
| 1 | F | TH | 4 | F | TH |
| 2 | F | TH | 5 | F | TH |
| 3 | F | TH | 6 | F | TH |

3 Tongue twister. Listen and repeat. 

Three frogs thank three fairies.



1 Listen and play the The Guessing Game.



Guess my favourite subject.



I have it on Monday and Wednesday.

It's Music!

Monday	Tuesday	Wednesday	Thursday	Friday
Music	History	Computer Studies	English	English
English	Geography	Science	History	Maths
Break time	Break time	Break time	Break time	Break time
Maths	P.E.	P.E.	Computer Studies	History
Geography	Art	Music	Maths	Art

School subjects

.....
.....



I have...

Foods

.....
.....

Clothes

.....
.....



I have got...

Pets

.....
.....

Shopping time

Unit



4

1 Listen and read.  23


Today is my best friend's birthday. I need an idea for a nice present. A toy... a book or trainers?



Black trainers, purple trainers, brown trainers, what colour do you prefer?



2 Listen, act and read.  



3 Listen and say. 

the baker's



the supermarket



the bookshop



the toy shop




the pet shop



the clothes shop

4 Now colour the frames.

5 Listen and act. 

Where can we buy a cake?

At the baker's.

Where can we buy some cheese?

At the supermarket.



6 Listen and complete. Sing.

Can I have a ?
 Can I have some cheese?
 Can I have a ?
 Can I have some chips?

Please!

Every time you ask for something always remember the magic word: please.

Can I have a ball, please? Here you are.
 Can I have some cheese, please? Here you are.
 Can I have a book, ? Here you are.
 Can I have some chips, please? Here you are.

Every time you ask for something
 Always remember the word:

Please!



7 Let's tune in!

Let's go to the toy shop.



8 Listen and say.  



9 Listen and complete.  

1 ten • twenty • thirty • • fifty

2 sixty • seventy • • ninety • a hundred

3 a hundred • ninety • eighty • • sixty

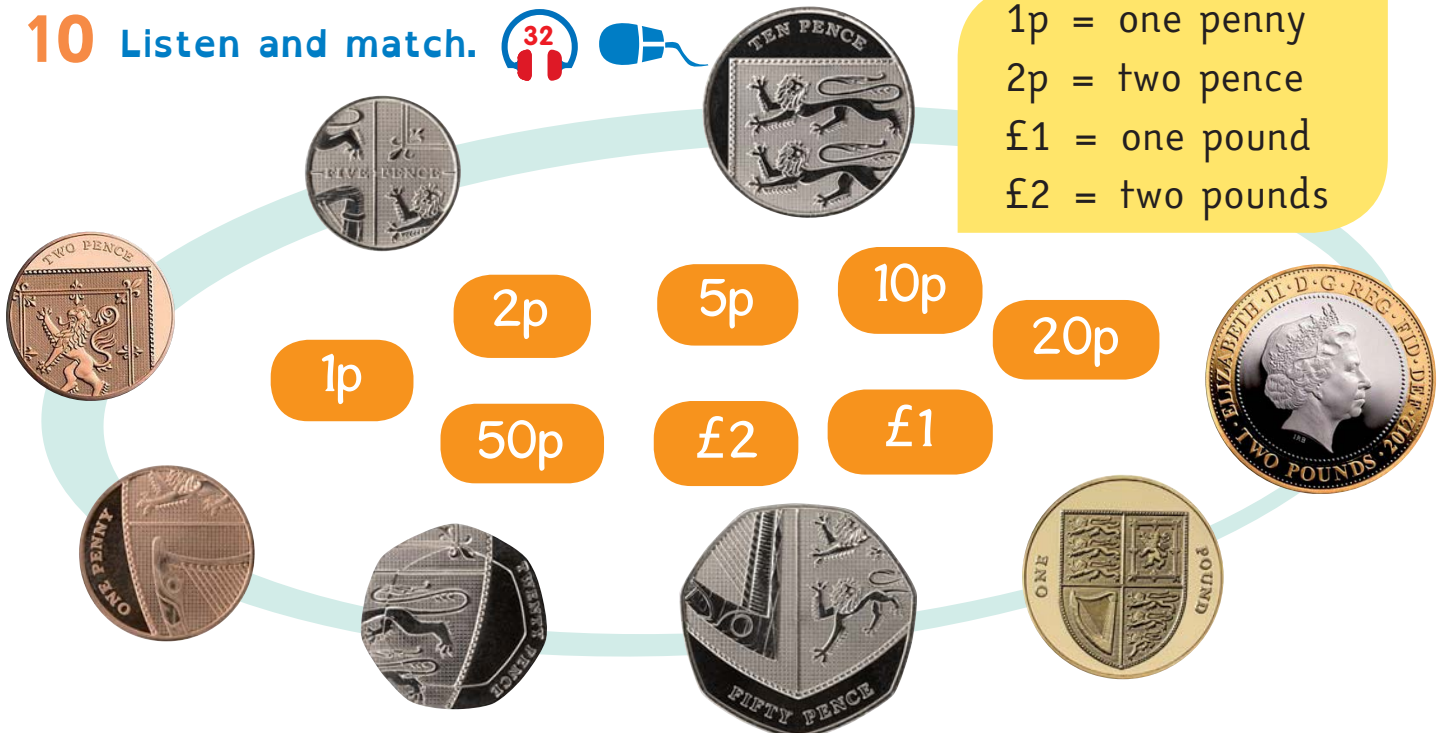
4 twenty-one • thirty-two • • fifty-four

5 ninety-eight • eighty-six • seventy-four • • fifty

6 thirty-three • forty • forty-three • fifty • • sixty

10 Listen and match.  

1p = one penny
2p = two pence
£1 = one pound
£2 = two pounds



11 Listen and act. 



12 Listen and circle the correct price.

 <p>£20.24 £20.34</p>	 <p>£30.69 £30.79</p>	<p>£13.20 £13.99</p> 
 <p>£30.78 £30.88</p>	<p>£10.67 £10.76</p> 	 <p>£50.89 £50.99</p>

13 Now read and tick the correct answer.

- Molly has got forty pounds. Can she buy a video game?
 Yes, she can. No, she can't.
- Jenny has got twenty pounds. Can she buy a doll?
 Yes, she can. No, she can't.
- Eddy has got ten pounds. Can he buy a skateboard?
 Yes, he can. No, he can't.
- Nick has got eleven pounds. Can he buy a teddy bear?
 Yes, he can. No, he can't.
- Eddy and Jenny have got thirty pounds. Can they buy a kite?
 Yes, they can. No, they can't.

14 Count and write a list.

You have got 80 pounds. What can you buy?

.....

.....

.....

15 Look and answer. Listen and check. 



Ian



Pam



Lee

Whose book is it?
It's Ian's book.



Whose lollipops are they?
They're Pam's lollipops.



1 Whose cap is it?

.....
.....



4 Whose pencils are they?

.....
.....



2 Whose pen is it?

.....
.....



5 Whose apples are they?

.....
.....



3 Whose cap is it?

.....
.....



6 Whose lollipops are they?

.....
.....



16 Read and complete. Listen and check. 



POSTED ON: 25TH JANUARY

Hello, welcome to my family's blog!



Here you are on the **FAMILY ROUTINE** page.

On Saturday morning we always go shopping.

We go to the supermarket

to buy  and 


Then we go to the baker's

to buy  and a 

Sometimes we go to the clothes shop

to buy a 

We always go to the pet shop

to buy food for our 

Then we usually go to the bookshop

to buy a new 

Bye-bye and follow our blog!

Sati



family routine



hobbies



birthdays



holidays

THIS IS ME

17 Complete.

At the baker's I can buy

At the supermarket I can buy

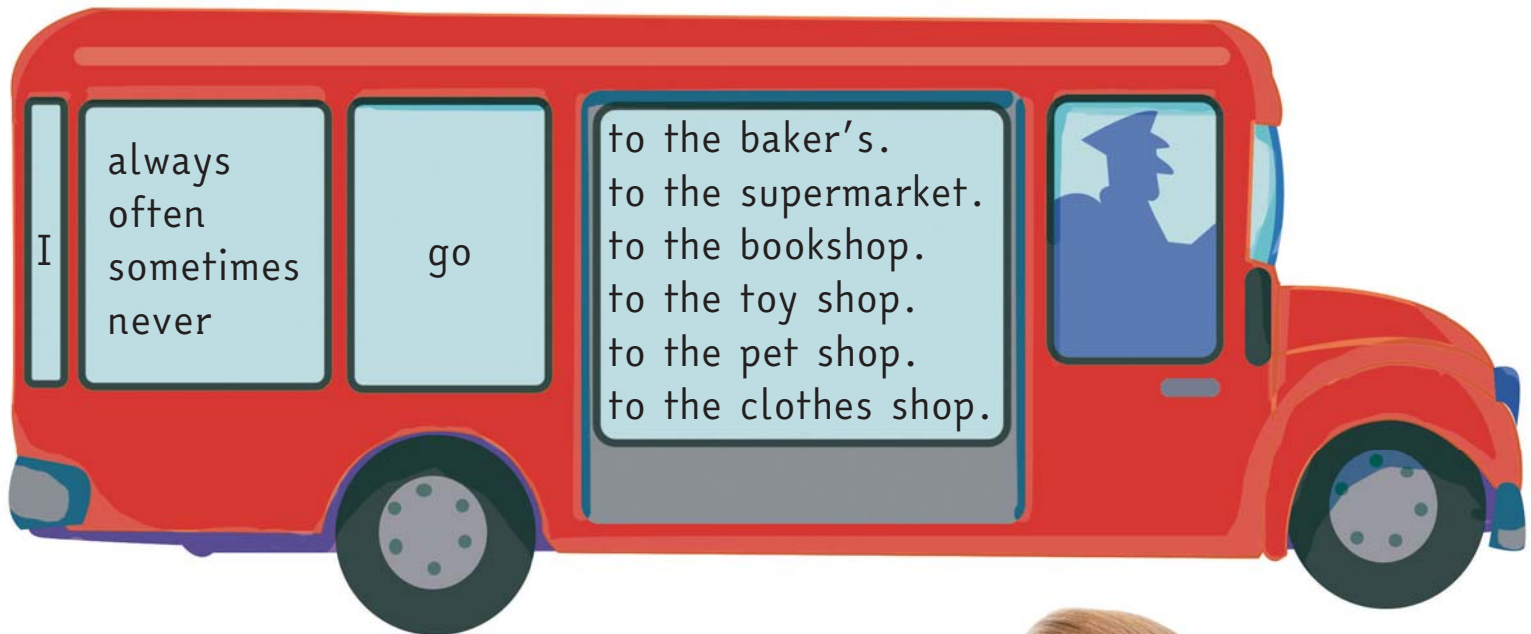
At the bookshop I can buy

At the toy shop I can buy

At the pet shop I can buy

At the clothes shop I can buy

18 Write about you.



19 Go to page 63 and write. What's your favourite shop? Why?



NOW I CAN

1 Read, match and write. 

Where can you buy
a cake?



At the

.....

Where can you buy
a toy?



At the

.....

Where can you buy
food for your cat?



At the

.....

Where can you buy
a scarf?



At the

.....

Where can you buy
some cola?



At the

.....


Where can you buy
scary stories?



At the

.....

2 How much are these things? Match, count and write.



1 The T-shirt is

2 The

3

1 Listen and complete.



Hello, I'm Brian.
I love skateboarding.
I do it safely.
I'm wearing my helmet,
my knee pads
and my elbow pads.



2 Listen.



I like scooters, too.
I ride my scooter
in playgrounds, parks or
special areas.
I never ride it on the road.
You can't do that!
It isn't safe.

3 Read and answer.

Can you skateboard?
Can you ride a scooter?
Where do you usually use them?



4 Listen and complete.

....., I'm Timothy,
I rollerblade
very well.
I can roller hockey.
Look, these are
rollerblades.



5 Listen and tick the right rules. Then listen and check.

I always rollerblade...

- in the living room.
- on the pavement.
- on the road.

I wear my protective equipment...

- in winter.
- in summer.
- all the time.

When I rollerblade...

- I look at people and traffic.
- I look at the sky.
- I look at my feet.

When I rollerblade...

- I listen to music.
- I listen to the traffic.
- I sing.

Good food

1 Listen and number.

London is a very big city and you can eat all you like: pizza, pasta, sushi, tacos, chicken with curry, spring rolls and of course English food!

- 1 fish and chips
- 2 baked potatoes filled with beans, cheese, tuna fish or meat
- 3 hot dogs with ketchup or mayonnaise
- 4 apple pie with cream
- 5 scones with cream and jam
- 6 cheesecake
- 7 pancakes



- 2 Play a funny game. Look at yourself in a mirror. What food do you look like? Create a poster with all your vegetable, fruit, meat, fish and cereal faces!



SOUND CORNER

- 1 Listen and repeat. 

Daisy and Donald Duck have tea and two donuts.

- 2 Listen and circle.  

- | | |
|-------------|---------------|
| 1 dad Ted | 4 two do |
| 2 ten den | 5 daddy teddy |
| 3 town down | 6 dip tip |

- 3 Tongue twister. Listen and repeat. 


Two ducks take two ducklings to Tipperary.



1 Listen and play **The Shopping Centre Game.**



1 The baker's




2 The supermarket




3 The bookshop



4 The toy shop



5 The pet shop



6 The clothes shop

.....
.....
.....

.....
.....
.....



I can...

.....
.....
.....

.....
.....
.....


.....
.....
.....

The weather

Unit

5

1 Listen and read.  46



In autumn the colours are wonderful... red, brown and orange!



In winter, if it snows, you can make a snowman and play snowballs.


In spring, after the rain, you can often see a beautiful rainbow...
Make a wish!



Summer is a wonderful season!
Summer holidays... yeah!

.....
.....
.....
.....


2 Listen, act and read.  



Look at the monitor!
Can you read the
symbols?

Yes. Sunny, rainy,
cloudy...

... windy, snowy,
foggy!




Excellent! Now,
let's try windy
and foggy.

Oh... Jenny,
where are you?
I can't see anything!

What about
rainy?

Help! Stop it,
please!



Ok, let's try
sunny!

Oh, it's sunny
and hot!


It's too hot.
Look! There's
a camel.

I'm sorry, kids.
The machine is good,
but it's not perfect!


3 Listen and write the numbers.




It's cloudy.




It's rainy.



It's snowy.



It's sunny.




It's foggy.



It's windy.




It's hot.



It's warm.




It's cool.



It's cold.


4 Complete.

1 In  the weather is usually


Sometimes it's but it's never

2 In  the weather is usually

Sometimes it's but it's never

3 In  the weather is usually

Sometimes it's but it's never

4 In  the weather is usually

Sometimes it's but it's never

5 Listen and play.

What's the weather like today?
 Are you in Berlin?
 Are you in Paris?



It's foggy and cold.
 No, I'm not.
 Yes, I am.



London

New York

Sydney

Paris

Rome

Shanghai

Dublin

Madrid

Berlin

6 Listen and say. 

cycle
cycling



read
reading



skate
skating



paint
painting


7 Listen and write the names. 

1 Joe likes skating, but in winter he can't skate in the park. Why? Because in winter it's cold.



My name
is

2 Mandy likes cycling and today she can cycle in the park. Why? Because it's warm.



My name
is

3 Rebecca likes painting, but today she can't paint in the garden. Why? Because it's rainy.

My name
is



My name
is

4 Ron likes reading and today he can read in the garden. Why? Because it's sunny.



8 Sing and number the months. 



January



April




July



October



February



August



May



November



June



December



March



September



9 Complete. Then listen and check. 

- | | |
|----------------------------|-------------------------------|
| 1 Christmas is in | 5 School starts in |
| 2 Halloween is in | 6 A very short month is |
| 3 Spring starts in | 7 School finishes in |
| 4 Winter finishes in | 8 Autumn starts in |

10 Listen and act. 



Susan, when's your birthday?

It's in November.

What's the weather usually like in November?

It's cold and foggy.

11 Look, read and remember.



have an ice cream



skate



wear a scarf



read a book



make a snowman



cycle



play football



paint



watch TV



drink water



drink hot milk



wear gloves



listen to music



play in the garden



play cards



wear a T-shirt



use the computer



wear sunglasses



wear a jumper



dance



open the umbrella



play volleyball



write emails



sing

12 Listen and act. 



What do you always do on rainy days?

What do you usually do on rainy days?

What do you never do on rainy days?

I always open my umbrella.

I usually listen to music.

I never play in the garden.

13 Ask your friends and complete.

names	weather	always	usually	never
.....	rainy days			
.....	sunny days			
.....	cold days			
.....	hot days			

on cloud 9

Tony's blog

HOME

ABOUT

REVIEWS

CONTACT

POSTED ON: 10TH MAY

Hello, welcome to my super BLOG!

I'm Tony, I'm 9 and I live in Dublin.

Today I'm on cloud 9.

Yes, I'm very very 😊

It's Sunday and it's a windy and very



..... day!

But I'm on cloud 9 because I've got a fantastic new book.

And my terrible little brother Max is at the supermarket with my mum.

Today I can read my new 

in my bedroom alone!

WOW! I'm on cloud 9!

Come back soon to visit my blog!

Tony



They are
on cloud 9!



He is in a fog!



She has her head
in the clouds!



It feels under
the weather!

THIS IS ME

15 Complete.

TODAY

weather:

month:

season:


MY FAVOURITE

month is

season is

weather is

16 Write what you like and what you don't like.



17 Go to page 81 and write. What's the weather like today? Do you like it?



NOW I CAN

1 Read the sentences and write the months.

You celebrate
St. Valentine's day.

F

Summer starts.

J

You can eat
chocolate
Easter eggs.

A

You open presents
under the tree.

D

It's the month
before Christmas.

N

It's the first
month of the year.

J

You start the new
school year.

S

It's the last month
of the holidays.

A

It's Halloween.

O

Spring starts.

M

Its name has got
three letters.

M

You can leave
for a long holiday.

J

It's my birthday in... ..

2 Complete. Write the season.

1 January is in

2 October is in

3 July is in

4 April is in

3 Complete with the right words. Use:
 cloudy, rainy, hot, cold, warm, windy, snowy, sunny, foggy.

- 1 We can make a snowman in the garden. It's
- 2 Look it's We can play with my kite.
- 3 Open the window. It's
- 4 Take your umbrella. It's
- 5 I can't see. It's so
- 6 We can play in the garden. It's
- 7 Put on your jacket. It's
- 8 It's the opposite of cool.
- 9 I can't see the sun. It's

4 What's the weather like in your country?

- 1 In spring it isn't, it's
- 2 In summer it isn't, it's
- 3 In autumn it isn't, it's
- 4 In winter it isn't, it's
- 5 At Christmas it isn't, it's

5 Look at the date. Write the month and the season.



22.03
15.08
15.10
25.12

1 What can people do to stop pollution?
Tick only the useful actions. Listen and check.



- Eat vegetables.
- Use clean energy.
- Use protective masks.
- Practise clean sports.
- Go to work by bike or on foot.
- Be kind to animals.
- Do not smoke.
- Save trees.

2 Look at the images. Draw a clean air poster and write a slogan.



3 Now you can do an air pollution experiment. You need:



Cut out and glue 7 circles on the cardboard.

Monday
M

Tuesday
T

Wednesday
W

Thursday
T

Friday
F


Saturday
S

Sunday
S

Start your experiment on Monday.



Each day remove a circle.



Look at the colour of the circles.



It is the effect of air pollution.



1 Listen and read. Complete. 

Merry Christmas

HOME

ABOUT

REVIEWS

CONTACT

POSTED ON: 20TH DECEMBER

Hello, welcome to my Christmas BLOG!

I'm Ricky and I in London. It's nearly Christmas and this is my favourite time of the year. Here's how I get ready for Christmas...



In the UK we send to our friends and family. Sometimes I make cards. I love drawing!



We often go to see the fantastic Christmas lights in the evening. There are lights and wonderful decorations. It is magical!



I'm in a club at school and at Christmas we sing special songs called carols.

I love decorating the Christmas with my family.

We put a big yellow on the top of the tree.



On Christmas day we open our presents in the morning.

At half past one we have a special

We eat turkey, potatoes and Brussel sprouts. Then we eat Christmas pudding and mince pies with cream. **Yummy!**



On the table there are Christmas crackers. We pull them and they go **bang!**

Inside there are little presents, paper hats and a funny joke.



Merry Christmas and remember to visit my blog soon!

Happy Easter!

1 Listen and read. Choose the right word.  




I'm sad. Today is Easter day and my parents are not at home. They are in Amsterdam for a concert. They are **musicians/teachers**.

So Sue, my **cousin/sister** is staying with me.

She **cooks/buys** very good biscuits and at ten o'clock she has an idea: 'Today is Easter. Let's have a picnic!'

It's a good idea, but I'm not happy.



We eat a lot of tasty **food/cakes**. But... no Easter eggs, no Easter bunny, no hot cross buns. What a sad Easter Day. I miss my parents!





At half past two Skype rings!
It's mum!
The connection is **bad/good**.
I can't hear my mum.
So mum writes: Look in the
picnic **basket/bag**. There is
something for you.



I look **in/out** of the
picnic basket
and... great! There's a
chocolate Easter bunny!



Now I'm happy!
I write a **message/letter**:
Thanks mum, thanks dad.
Happy Easter!
I ♥ you!





il plurale dei nomi

Regola generale

Il plurale di un nome si ottiene aggiungendo una **s** al singolare.

poster posters

Altre regole

1 Quando un nome termina con **ch, sh, s, x, z, o** forma il plurale aggiungendo **es**.

dish piatto dishes piatti
kiss bacio kisses baci

Attenzione!

Con gli strumenti musicali e le parole abbreviate si aggiunge solo **s**.

kilo chilogrammo kilos chilogrammi
photo fotografia photos fotografie



2 Quando un nome termina con **y** preceduta da consonante, forma il plurale togliendo la **y** e aggiungendo **ies**.

city città cities città
story racconto stories racconti

Quando un nome termina con **f** o **fe** forma il plurale cambiando **f** o **fe** in **ves**.

scarf sciarpa scarves sciarpe

3 In alcuni nomi il plurale è diverso dal singolare.

child	bambino	children	bambini
foot	piede	feet	piedi
man	uomo	men	uomini
mouse	topo	mice	topi
tooth	dente	teeth	denti
woman	donna	women	donne
person	persona	people	persone



4 In alcuni nomi il singolare e il plurale sono uguali.

sheep pecora
sheep pecore
fish pesce
fish pesci

Nomi solo plurali

Alcuni nomi hanno solo la forma plurale e sono sempre seguiti dal verbo al plurale.

clothes vestiti trousers pantaloni
pyjamas pigiama police polizia
shorts calzoncini scissors forbici



L'articolo determinativo

Regola generale

Gli articoli determinativi italiani (il, lo, la, i, gli, le) si traducono con **the**.

the sandwich il tramezzino **the guitar** la chitarra

La pronuncia cambia in (dhi) davanti ai nomi che iniziano per vocale.

the ice cream il gelato **the oranges** le arance

Altre regole

Non si usa l'articolo determinativo:

1 Davanti a un nome che indica una categoria generica di persone, animali e cose.

I like sport programmes. Mi piacciono i programmi sportivi.

Kids like playing. Ai ragazzi piace giocare.

2 Quando si indica una persona in particolare.

Mr Robinson il signor Robinson

Mrs Cuper la signora Cuper

3 Davanti ai nomi di lingue e alle materie scolastiche.

English is easy. L'inglese è facile.

4 Davanti ai nomi di giochi e sport.

I like tennis. Mi piace il tennis.

5 Davanti ai nomi dei pasti in generale.

Breakfast is very important. La colazione è molto importante.

Dinner is at 7 o'clock. La cena è alle 7.

6 Davanti ai colori e ad alcuni nomi come: television, school, university, work.

I don't like watching television. Non mi piace guardare la televisione.





gli articoli indeterminativi

Regola generale

Gli articoli indeterminativi italiani (un, uno, una) si traducono con **a** davanti a un nome che inizia per consonante; con **an** davanti a un nome che inizia per vocale.

a peach	una pesca	a hot dog	un hot dog
an umbrella	un ombrello	an elephant	un elefante

Attenzione!

Davanti alle parole che iniziano con la lettera **h muta** (muta vuol dire che non si pronuncia) si usa sempre **an**.

an hour	un'ora	an honest man	un uomo onesto
----------------	--------	----------------------	----------------

gli articoli partitivi

Regola generale

Gli articoli partitivi italiani (del, dello, della, dei, degli, delle) si traducono sempre con **some**, nella forma affermativa e con **any**, nella forma interrogativa e negativa.

I've got some money.	I haven't got any money.
I've got some chips.	I haven't got any chips.
I've got some apples.	I haven't got any apples.

Attenzione!

Quando si offre o si chiede qualcosa, si usa sempre **some**.

Would you like some chips?	Can I have some chips?
Would you like some pizza?	Can I have some pizza?





il genitivo sassone

Regola generale

Il genitivo sassone (o forma possessiva) si usa per indicare:

- il possesso di un oggetto da parte di persone o animali;
- le relazioni di parentela tra persone.

Il genitivo sassone si forma con:

nome del possessore + 's + cosa posseduta o persona con cui è in relazione

The cook's hat.

My dad's motorbike.

Il cappello del cuoco.

La motocicletta di papà.



Altre regole

1 I nomi propri non sono mai preceduti dall'articolo determinativo.

Paul's stickers.

Linda's pencil case.

Le figurine di Paolo.

L'astuccio di Linda.

2 Se il nome del possessore è plurale il genitivo sassone si forma con:

nome plurale dei possessori + ' + cosa posseduta o persona con cui sono in relazione

The girls' dog is very big.

The boys' uniforms are blue and black.

Il cane delle ragazze è molto grande.

La divisa dei ragazzi è blu e nera.

Attenzione!

Se un plurale non termina in s, il genitivo sassone si forma con:

nome plurale dei possessori + s' + cosa posseduta o persona con cui sono in relazione

The children's parents.

The mice's cheese.

I genitori dei bambini.

Il formaggio dei topi.



3 Se i possessori sono due il genitivo sassone si forma con:

i nomi dei due possessori + 's + cosa o persona con cui sono in relazione

Pat and Oliver's bedroom.

Cecilia and Patricia's favourite sport is tennis.

La camera di Pat e Oliver.

Lo sport preferito di Cecilia e Patricia è il tennis.



i pronomi personali soggetto

Regola generale

In inglese i pronomi personali soggetto devono sempre essere espressi.

I	io	
you	tu	
he	egli, lui	persona di sesso maschile
she	ella, lei	persona di sesso femminile
it	esso, essa	animale o cosa
we	noi	
you	voi	
they	essi, esse	persone, animali o cose

Altre regole

- 1 Il pronome personale **I** si scrive sempre con la lettera maiuscola.
- 2 Il pronome personale **you** traduce le forme italiane **tu**, **voi** e la forma di cortesia **Lei**.
- 3 **He** si usa per le persone di sesso maschile. **She** per le persone di sesso femminile. **It** per le cose e gli animali ma per i propri animali, con cui c'è un legame affettivo, si usa **he** o **she**.
- 4 Quando si descrive il tempo atmosferico o una situazione si usa sempre **it**. **It is snowing**. Sta nevicando. **It is hot**. Fa caldo. **It is sunny**. C'è il sole.

gli aggettivi possessivi

my	il mio, la mia, i miei, le mie
your	il tuo, la tua, i tuoi, le tue
his	il suo, la sua, i suoi, le sue (di lui)
her	il suo, la sua, i suoi, le sue (di lei)
its	il suo, la sua, i suoi, le sue (di un animale o di una cosa)
our	il nostro, la nostra, i nostri, le nostre
your	il vostro, la vostra, i vostri, le vostre
their	il loro, la loro i loro, le loro

Regola generale

Gli aggettivi possessivi in inglese non vogliono mai l'articolo.



il verbo essere (to be)


Forma affermativa	Forma negativa	Forma interrogativa	Risposta breve affermativa	Risposta breve negativa
I am I'm	I am not I'm not	Am I...?	Yes, I am.	No, I'm not.
You are You're	You are not You aren't	Are you...?	Yes, you are.	No, you aren't.
He/She/It is He's/She's/It's	He/She/It is not He/She/It isn't	Is he/she/it...?	Yes, he/she/it is.	No, he/she/it isn't.
We are We're	We are not We aren't	Are we...?	Yes, we are.	No, we aren't.
You are You're	You are not You aren't	Are you...?	Yes, you are.	No, you aren't.
They are They're	They are not They aren't	Are they...?	Yes, they are.	No, they aren't.

il verbo avere (to have)

Forma affermativa	Forma negativa	Forma interrogativa	Risposta breve affermativa	Risposta breve negativa
I have got I've got	I have not got I haven't got	Have I got...?	Yes, I have.	No, I haven't.
You have got You've got	You have not got You haven't got	Have you got...?	Yes, you have.	No, you haven't.
He/She/It has got He's/She's/It's got	He/She/It has not got He/She/It hasn't got	Has he/she/it got...?	Yes, he/she/it has.	No, he/she/it hasn't.
We have got We've got	We have not got We haven't got	Have we got...?	Yes, we have.	No, we haven't.
You have got You've got	You have not got You haven't got	Have you got...?	Yes, you have.	No, you haven't.
They have got They've got	They have not got They haven't got	Have they got...?	Yes, they have.	No, they haven't.

Quando **have** ha significati diversi da possedere nelle forme interrogativa e negativa vuole l'ausiliare **do**.

Es: **Do you have** Maths on Tuesdays? Yes, **I do**.



il presente semplice (present simple)

Forma affermativa	Forma negativa	Forma interrogativa	Risposta breve affermativa	Risposta breve negativa
I like	I don't like	Do I like...?	Yes, I do.	No, I don't.
You like	You don't like	Do you like...?	Yes, you do.	No, you don't.
He/She/It likes	He/She/It doesn't like	Does he/she/it like...?	Yes, he/she/it does.	No, he/she/it doesn't.
We like	We don't like	Do we like...?	Yes, we do.	No, we don't.
You like	You don't like	Do you like...?	Yes, you do.	No, you don't.
They like	They don't like	Do they like...?	Yes, they do.	No, they don't.

Si usa per azioni abituali.

Nella forma affermativa si aggiunge **-s** al verbo alla 3^a persona singolare.

Nella forma interrogativa si usa **do** prima del soggetto, **does** alla 3^a persona singolare.

Nella forma negativa si usano **do not** (forma estesa) e **don't** (forma contratta), **does not** (forma estesa) e **doesn't** (forma contratta) alla 3^a persona singolare.

can

Forma affermativa	Forma negativa	Forma interrogativa	Risposta breve affermativa	Risposta breve negativa
I can	I can't	Can I...?	Yes, I can.	No, I can't.
You can	You can't	Can you...?	Yes, you can.	No, you can't.
He/She/It can	He/She/It can't	Can he/she/it...?	Yes, he/she/it can.	No, he/she/it can't.
We can	We can't	Can we...?	Yes, we can.	No, we can't.
You can	You can't	Can you...?	Yes, you can.	No, you can't.
They can	They can't	Can they...?	Yes, they can.	No, they can't.

Si usa **can** per esprimere ciò che si sa e non si sa fare.

Can non aggiunge la **-s** alla 3^a persona: è uguale per tutte le persone.

Can è seguito dalla forma base del verbo senza **to**.

La forma negativa è **can't**.

Nella forma interrogativa **can** precede sempre il soggetto.

Le risposte brevi si formano con **Yes** oppure **No** seguito dal pronome personale e da **can / can't**.



l'avverbio di frequenza

Regola generale

Gli avverbi di frequenza si usano per indicare come viene compiuta una azione. Ecco i più usati:

always	sempre	never	mai
ever	mai (usato solo nelle domande)	often	spesso
hardly ever	quasi mai	usually	di solito
sometimes	qualche volta		

I usually get up at 7.00.

He never plays basketball.

She often reads in her garden.

They always go to school by bus.

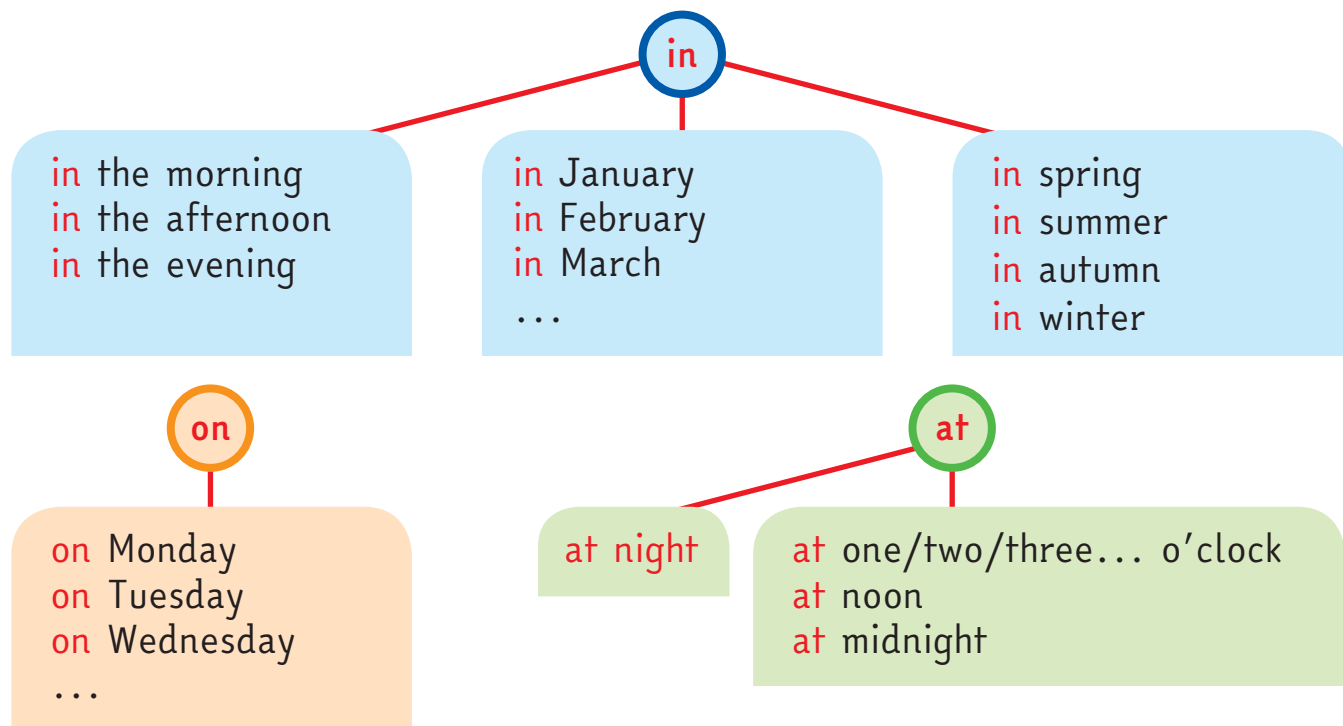
Io di solito mi alzo alle 7.

Lui non gioca mai a pallacanestro.

Lei spesso legge nel suo giardino.

Loro vanno sempre a scuola in autobus.

le preposizioni di tempo in, on, at



In si usa davanti alle parti del giorno, ai mesi e alle stagioni.

At si usa davanti ai giorni, alle ore e a momenti precisi del giorno.

Robin: My name is Robin Hood and I live in Sherwood Forest, in England. I like living in the forest because the sky is blue, the trees are green, the sun is yellow and I can play with my friends.

SONG: ROBIN HOOD

Robin Hood, Robin Hood.
I'm fast, I'm strong and I'm good.
I take from the rich and give to the poor.
Robin Hood, Robin Hood.

Rich man: Go away! Go away!

Poor man: Please, sir. Can you help me?
Do you have any money?

Rich man: I said go away! Leave me alone!

Poor man: Please help me, sir! I'm hungry
and I haven't got any money.

Rich man: Yuck. How disgusting! Get out of my way!

Poor man: But you're rich and I'm poor.
Please help me, please give
me some money for food.

Rich man: No, this is my money...
this money is all mine!

Robin: Hands up! ... I said, hands up!

Rich man: Oh no... Robin Hood!

Poor man: Hooray... Robin Hood!



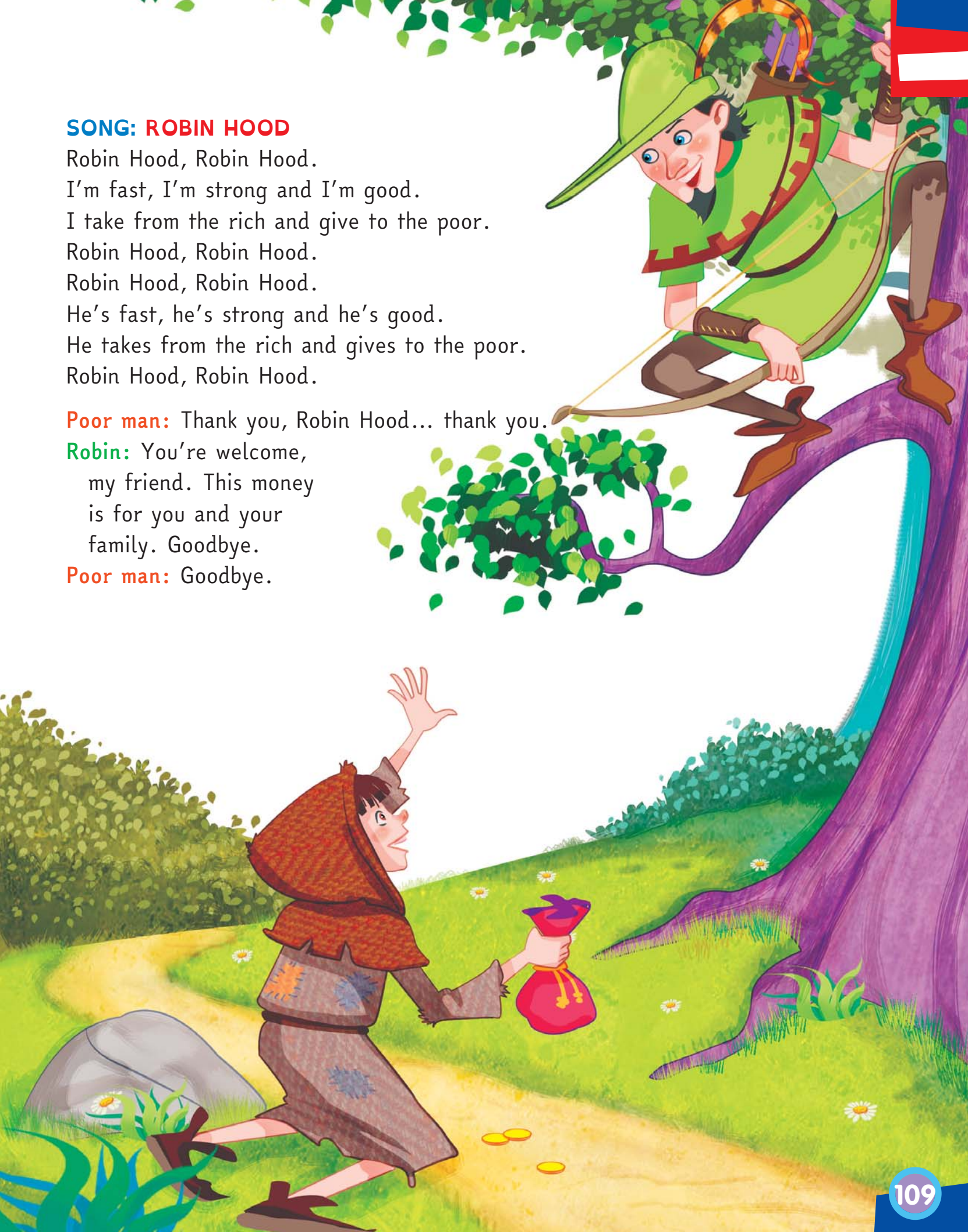
SONG: ROBIN HOOD

Robin Hood, Robin Hood.
I'm fast, I'm strong and I'm good.
I take from the rich and give to the poor.
Robin Hood, Robin Hood.
Robin Hood, Robin Hood.
He's fast, he's strong and he's good.
He takes from the rich and gives to the poor.
Robin Hood, Robin Hood.

Poor man: Thank you, Robin Hood... thank you.

Robin: You're welcome,
my friend. This money
is for you and your
family. Goodbye.

Poor man: Goodbye.



Robin: Here is my friend, Friar Tuck. How are you?

Tuck: Oh! It is my good friend, Robin Hood.

Robin: Hello, Friar Tuck. How are you?

Tuck: Eh?!

Robin: HOW ARE YOU? You look strange.

Tuck: I'm very scared, Robin. I'm scared!

Robin: Don't be scared, Friar Tuck.

It's a beautiful day... Why are you scared?

Tuck: I'm scared because the Sheriff of Nottingham has Lady Marian.

He keeps her in his... in the... AAAHHH!

Robin: Where does he keep her?

Tuck: He keeps her in his castle.

Robin: That's terrible! Why does he keep her in his castle?

Tuck: She's his prisoner.

Robin: What do you mean? Why is she his prisoner?

Tuck: He's angry with you, Robin. He wants you to stop taking money from the rich and giving it to the poor.

Robin: The Sheriff is a very bad man.

Tuck: Yes, the Sheriff is a terrible man.

Robin: Lady Marian is our friend.

We must help her!


Tuck: Yes, but you're strong and fast and I'm old and slow.

How can I help?

Robin: You're not strong and fast but you are... intelligent.

Tuck: Yes, I'm not strong and fast but I am intelligent! I can help you, Robin.


Robin: We must go to the castle now. Let's help Lady Marian.



SONG: ON OUR WAY TO HELP OUR FRIEND

Run through the forest
Skip through the forest
On our way to the Sheriff's house.
Walk through the forest
Hop through the forest
On our way to help our friend.

Jump through the forest
Crawl through the forest
On our way to the Sheriff's castle.
Climb through the forest
Fly through the forest
On our way to help our friend.



Robin: Who is that man?

Tuck: I don't know. He's very big!

John: Stop! Who are you?

Robin: My name's Robin Hood.

This is my friend, Friar Tuck. What's your name?

John: My name is Little John. This is my forest.

To walk through my forest you must be fast,
you must be strong and you must be intelligent.

Robin: I'm strong and fast...

Tuck: ... and I'm intelligent.

John: Hhhmmm... 4 plus 4?

Tuck: 8!

John: 8 plus 8?

Tuck: 16!

John: 16 plus 16?

Tuck: Ummm... Er... 16 plus 16 is... 32!

John: 32 plus 32?

Tuck: 64!

John: You ARE intelligent, Friar Tuck.

Now it's your turn Robin Hood. Let's fight!





John: Robin Hood, you are strong and fast.
You are welcome, my friends,
to walk through this forest.

Robin: Thank you.

John: Where are you going?

Tuck: We're going to Nottingham.

Robin: We must help Lady Marian. She's in the Sheriff's castle.

John: I don't like the Sheriff of Nottingham.

He's a bad man. I want to help you, my friends.

Robin: You are big and strong. You can help us, Little John.

Tuck: Let's go!

SONG: ON OUR WAY TO HELP OUR FRIEND



John: Here's the castle.

Tuck: Yes, this is the castle.

Robin: Ssshhh! Don't make any noise.

Tuck: Wow! We are in the Sheriff's castle!

Robin: There are three of us...
one, two, three.

Let's look in three different directions.

Robin: No, I said let's look in three
different directions! To the left, to the
right and straight ahead.

Tuck: I understand.

I can look over there... to the left.

John: I can look over there... to the right.

Robin: ... and I can look over there...
straight ahead.

All: Lady Marian! Lady Marian!



Robin: Lady Marian! Where is Lady Marian?

I can't see her. Can you see her?

Marian: Help! Please, help me!

Robin: Lady Marian. I'm here!

Marian: Help! Help! Help!

Sheriff: Be quite! Stop screaming!

Marian: I don't like you. I want to go home!

Sheriff: Well, you can't go home. You are my prisoner.

Marian: But I'm scared, I want to go home.

Sheriff: Oh, boo hoo... you silly woman. You're scared?!

Well, you can't go home! You must stay here with me!


Marian: I don't like the castle and I don't like you!

Sheriff: AAARRGH!

Marian: Robin Hood, please, help me!

Sheriff: Your friend Robin Hood is not here!

He can't help you!



SONG: THE SHERIFF'S SONG

It feels good to be bad, it feels good to be bad.
When all of you are being nice,
I'm trying to make you sad.
It feels good to be bad, it feels good to be bad.
I have no friends, it makes me glad,
it's good to be bad!





Robin: Lady Marian!

Marian: Robin, I'm here. Help! Please!

Robin: There you are! Are you OK? Are you alright?

Marian: No, I'm not! I'm scared and I want to go home!

Sheriff: Ah, ah! Robin Hood, there you are!

You must stop taking from the rich and giving to the poor
OR Lady Marian stays with me.

Robin: No, I want to help the poor and I want Lady Marian to go home!

Sheriff: Then you must fight me!

Marian: Robin, you must win! Be brave!


Robin: Don't be scared, Lady Marian. I'm fast and strong and very brave!
I can win. I can beat the terrible Sheriff!

Sheriff: No, you can't! I have a sword and you only have a bow! Ha, ha!

Robin: I win!

Sheriff: I lose! I hate losing! And I hate you, Robin Hood.





John: Three cheers for Robin Hood... Hip, hip, HOORAY!

John: Hip, hip...

All: HOORAY!

John: Hip, hip...

All: HOORAY!

Robin: Let's go home to the forest, my friends.

We can play and shoot arrows with my bow...

Tuck: And we can eat and drink... I'm hungry and I'm very thirsty.

John: And we can sleep... I'm tired...

Marian: Yes, let's go home and be happy... Thank you, my friends.

SONG: ROBIN HOOD

Robin Hood, Robin Hood.

He's fast, he's strong and he's good.

He takes from the rich and gives to the poor.

Robin Hood, Robin Hood.

Hooray!



Glossary

1 I'm afraid of...



<i>brave</i> : coraggioso	<i>over there</i> : laggiù
<i>castanets</i> : nacchere	<i>road</i> : strada
<i>castle</i> : castello	<i>See you tomorrow</i> : ci vediamo domani
<i>danger</i> : pericolo	<i>short</i> : corto, basso
<i>dark night</i> : notte buia	<i>slowly</i> : lentamente
<i>drum</i> : tamburo	<i>snakes</i> : serpenti
<i>fast</i> : velocemente	<i>soft</i> : debole, smorzato
<i>fat</i> : grasso	<i>sound</i> : suono
<i>fire</i> : fuoco, incendio	<i>spiders</i> : ragni
<i>free</i> : libero	<i>strong</i> : forte
<i>ghosts</i> : fantasmi	<i>tall</i> : alto
<i>guitar</i> : chitarra	<i>the dark</i> : il buio
<i>high</i> : alto	<i>thief</i> : ladro
<i>I live</i> : abito, vivo	<i>thieves</i> : ladri
<i>I'm afraid of...</i> : ho paura di...	<i>thin</i> : magro
<i>I'm not afraid of...</i> : non ho paura di...	<i>thunderstorms</i> : temporali
<i>lake</i> : lago	<i>trumpet</i> : tromba
<i>Let's go back</i> : torniamo indietro	<i>upstairs</i> : al piano superiore
<i>long</i> : lungo	<i>violin</i> : violino
<i>loud</i> : forte, rumoroso	<i>voice</i> : voce
<i>low</i> : basso	<i>weak</i> : debole
<i>me too</i> : anch'io	<i>What's that?:</i> che cos'è?
<i>monsters</i> : mostri	<i>What's the matter?:</i> qual è il problema?
<i>old</i> : vecchio	<i>young</i> : giovane

2 Reading is fun!

<i>alone</i> : da solo, solo	<i>nervous</i> : nervoso
<i>always</i> : sempre	<i>never</i> : mai
<i>bitter</i> : amaro	<i>often</i> : spesso
<i>bored</i> : annoiato	<i>quick</i> : veloce
<i>building</i> : edificio	<i>savoury</i> : saporito
<i>calm</i> : calmo	<i>salty</i> : salato
<i>comics</i> : fumetti	<i>scary stories</i> : storie di paura
<i>feelings</i> : stati d'animo, sentimenti	<i>science-fiction</i> : fantascienza
<i>Follow my blog!</i> : segui il mio blog!	<i>sometimes</i> : qualche volta
<i>funny</i> : buffo, divertente	<i>sour</i> : acido
<i>I prefer</i> : preferisco	<i>stars</i> : stelle
<i>It's a joke!</i> : è uno scherzo!	<i>sweet</i> : dolce
<i>lonely</i> : da solo	<i>tastes</i> : gusti, sapori
<i>love stories</i> : storie d'amore	<i>They like reading</i> : a loro piace leggere
<i>moon</i> : luna	<i>thriller</i> : romanzo giallo
<i>mystery</i> : storie di misteri	<i>wildlife</i> : natura selvaggia





3 School life

Art: arte e immagine (educazione artistica)

because: perché, poiché

Computer Studies: informatica

doing experiments: fare esperimenti

excellent at: eccellente in

Friday: venerdì

good at: bravo in

Guess my favourite subject: indovina la mia materia preferita

I can't find: non riesco a trovare

I'm late: sono in ritardo

I've got the Maths test today: ho la verifica di matematica, oggi

It's nine o'clock: sono le nove

keyboard: tastiera

laptop: computer portatile

late: in ritardo, tardi

match: partita

Maths: matematica

Monday: lunedì

monitor: video, schermo

My favourite subjects are... and...: le mie materie preferite sono... e...

P.E. (Physical Education): scienze motorie e sportive (educazione fisica)

printer: stampante

quick: veloce, svelto

Saturday: sabato

Science: scienze

speakers: casse audio

Sunday: domenica

Thursday: giovedì

travelling: viaggiare

Tuesday: martedì

very good at: molto bravo in

Wednesday: mercoledì

What's the matter?: Che cosa succede?

What's your favourite subject?: qual è la tua materia preferita?

Why?: perchè?

4 Shopping time

baker's: panettiere

glove: guanto

bookshop: libreria

Can I have this video game, please?: posso avere questo videogame, per favore?

best: migliore

clothes shop: negozio di vestiti

elbow pads: paragoniti

every time: ogni volta

How much is it?: quanto costa?

I meet: io incontro

I need: ho bisogno, mi serve

I wait: aspetto

It's 30 pounds: costa 30 sterline

knee pads: ginocchiere

Let's go to the baker's: andiamo dal panettiere

near: vicino

pence: centesimi

penny: centesimo

pavement: marciapiedi

pet shop: negozio di animali

please: per favore, per piacere

pounds: sterline

remember: ricorda

rollerblade: pattini (a rotelle)

safely: in modo sicuro

scooter: monopattino

supermarket: supermercato

tomorrow: domani

toy shop: negozio di giocattoli

We can buy a cake: possiamo comprare una torta

Where can we buy...?: dove possiamo comperare...?

you're right: hai ragione





5 The weather



April: aprile
Are you sure?: sei sicuro? siete sicuri?
attic: soffitta
August: agosto
autumn: autunno
cloudy: nuvoloso
cold: freddo
cool: fresco
cycle: andare in bicicletta
December: dicembre
drink hot milk: bere latte caldo
drink water: bere dell'acqua
February: febbraio
foggy: nebbioso
He's in a fog: è molto confuso
hot: caldissimo
I'm on cloud nine: sono al settimo cielo
It feels under the weather!: è giu di corda!
It's a weather machine: è una macchina del tempo (atmosferico)
It's raining: piove, sta piovendo
It's snowing: nevica, sta nevicando
It's too hot: è troppo caldo
January: gennaio
July: luglio
June: giugno
Let me show you how it works: lasciate che vi mostri come funziona
let's try: proviamo
make a wish: esprimi un desiderio
March: marzo
May: maggio

month: mese
November: novembre
October: ottobre
open the umbrella: aprire l'ombrello
play cards: giocare a carte
rainbow: arcobaleno
rainy: piovoso
season: stagione
September: settembre
She has her head in the clouds!: lei ha la testa tra le nuvole!
skate: schettinare
snowballs: battaglia di palle di neve
snowman: pupazzo di neve
snowmen: pupazzi di neve
snowy: nevoso
spring: primavera
summer: estate
sunny: soleggiato
warm: caldo
wear a jumper: indossare il maglione
wear a scarf: indossare la sciarpa
wear gloves: indossare i guanti
wear sunglasses: indossare gli occhiali da sole
weather machine: macchina del tempo
weather: tempo (atmosferico)
What's the weather like today?: che tempo fa oggi?
windy: ventoso
winter: inverno
wonderful: bellissimo, meraviglioso

Merry Christmas

Brussel sprouts: cavoletti di Bruxelles
called: chiamate
funny joke: barzelletta
Here's how I get ready for...: ecco come mi preparo per...
mince pies: tortine ripiene di frutta secca e spezie

on the top: sulla cima
They go bang!: fanno bang!
turkey: tacchino
we go to see: andiamo a vedere
we pull: tiriamo
we send: mandiamo, spediamo




Happy Easter!




hot cross buns: panini dolci
I miss my parents!: mi mancano i miei genitori!
Let's have a picnic!: facciamo un picnic!
something: qualcosa
tasty: buono, gustoso



1 Look and complete.




1 She's afraid of fire and spiders, but she isn't afraid of monsters




2




3



4



5



6

I'm afraid of...

2 Choose and circle.

- | | |
|--------------------------------|-------------------|
| 1 She/He is a girl. | 5 It/I is my dog. |
| 2 I/We are afraid of monsters. | 6 He/You is nine. |
| 3 They/It are fourteen. | 7 We/She is tall. |
| 4 You/He are my sister. | 8 It/He is a boy. |

3 Complete. Use: I - you - he - she - it - we - you - they

- 1 My name is Kevin. am eleven.
- 2 Her name is Susan. is happy.
- 3 We are Ricky and Lilly. are friends.
- 4 Jane and Kate, how old are
- 5 My grandfather is old. is ninety.
- 6 Sue and Tom are my friends. are nine.
- 7 I have a dog. is black and white.
- 8 Nick, how old are

4 Complete. Write the correct pronoun.

- 1 Ann and Mary are very happy. are very happy.
- 2 Ann is sixteen years old. is sixteen years old.
- 3 The bike is blue. is blue.
- 4 Nick is ten. is ten.
- 5 My friends are angry. are angry.
- 6 Lions are big and strong. are big and strong.
- 7 My mother is English. is English.

5 Match the opposite and complete.

- 1 He isn't fat, he's
- 2 She isn't tall, she's
- 3 They aren't weak, they're
- 4 You aren't young, you're
- 5 They aren't short, they're
- 6 He isn't strong, he's
- 7 She isn't old, she's
- 8 You aren't thin, you're

weak

fat

old

strong

thin

short

tall

young

6 Complete.

Are you tall?

Are you thin?

Are you strong?

Are you young?

.....

.....

.....

.....



I'm afraid of...

7 Choose and circle the correct verb.

- | | |
|--------------------------|---------------------------|
| 1 I am/is happy. | 4 Where are/is your book? |
| 2 David is/am my friend. | 5 How are/am you? |
| 3 He isn't/aren't fat. | 6 You are/is my teacher. |

8 Complete. Use the long forms.

- | | |
|-------------------------------|-------------------------------|
| 1 They my friends. | 4 We not strong. |
| 2 You afraid of fire. | 5 I not very tired. |
| 3 She my sister Alexia. | 6 It a horrible spider. |


9 Rewrite the sentences. Use the short forms.

- | | |
|---------------------------------------|---|
| 1 We are tall and strong.
..... | 4 What is your name?
..... |
| 2 She is not my grandmother.
..... | 5 You are not a champion.
..... |
| 3 I am a student.
..... | 6 They are not afraid of dogs.
..... |

10 Complete the short answers.

- | | |
|--|--------------------------------------|
| 1 Are you angry?
Yes, | 4 Are you happy today?
Yes, |
| 2 Is she your mother?
No, | 5 Are they sad?
No, |
| 3 Is it your favourite food?
Yes, | 6 Are you Italian?
Yes, |

11 Tell a friend about Star the gorilla.



Star tall and fat.
He strong and he
fruit very much.
People afraid of
Star.
But he afraid of lions.

12 Answer the questions about Coco the dog.

Is he tall?
Is he fat?
Is he weak?
Does he like meat?
Are thieves afraid of Coco?
Is Coco afraid of cats?
Is Coco afraid of thunderstorms?



13 Now it's your turn. What does Tom the cat say? Write.


I'm and
I'm
I like very much.
..... are afraid of me.
But I'm afraid of





Reading is fun!


1 Look and complete.



I don't like

I like


but I prefer



I

I

but I



We

We

but we

Now tell and write to a friend.

He

.....

She

.....

They

.....

2 Choose and circle the correct verb.

- 1 I like/likes comics.
- 2 You like/likes love stories.
- 3 They like/likes mystery books.
- 4 She like/likes thriller.
- 5 Do/Does you like reading?
- 6 Do/Does he like wildlife books?
- 7 We don't/doesn't like scary stories.
- 8 They don't/doesn't like science-fiction books.



3 Complete. Use: read - draw - play - like - eat - drink.

- | | |
|--------------------|-------------------------------|
| 1 We tennis. | 4 He nice pictures. |
| 2 He milk. | 5 They pasta for lunch. |
| 3 She books. | 6 I thrillers. |

4 Complete the short answers.

- | | |
|--|---|
| 1 Do you like apples?
Yes, | 4 Do you like hot dogs?
No, |
| 2 Does he prefer mystery books?
No, | 5 Does she like reading?
Yes, |
| 3 Do they read books?
Yes, | 6 Does he like love stories?
No, |

5 Read and tick.

Hello, my name's Robin.

I like sport books.

I don't like scary stories,
because I'm afraid of ghosts.

I usually read in my bedroom,
and sometimes in the garden.

I never read in the living room.

My sister Maddie always watches cartoons in the living room.

She can't read.



- | | | |
|--|--|---|
| 1 Robin likes... | 2 He doesn't like... | 3 He is afraid of... |
| a <input type="checkbox"/> scary stories. | a <input type="checkbox"/> his sister. | a <input type="checkbox"/> ghosts. |
| b <input type="checkbox"/> playing tennis. | b <input type="checkbox"/> scary stories. | b <input type="checkbox"/> zombies. |
| c <input type="checkbox"/> sport books. | c <input type="checkbox"/> comics. | c <input type="checkbox"/> mystery stories. |
| 4 He usually reads... | 5 He can't read in the living room, because... | |
| a <input type="checkbox"/> in the garden. | a <input type="checkbox"/> he watches TV. | |
| b <input type="checkbox"/> in the living room. | b <input type="checkbox"/> Maddie always watches cartoons. | |
| c <input type="checkbox"/> in his bedroom. | c <input type="checkbox"/> he doesn't like the sofa. | |

6 Say and write the sentences.

- 1 Robin
- 2
- 3
- 4
- 5

7 Interview Sherlock Holmes. Say and write the questions.

.....
.....
.....
.....
.....
.....

Yes, I do. I love
mystery books.

Afraid? Me? No, I'm
not afraid of ghosts.

No, I don't.
Love stories are
horrible!

Yes. I always read
on the sofa.



8 Say and write to a friend.

Sherlock Holmes likes

.....


.....

.....





School life

1 Match each word to a picture.



drawing



painting




playing the piano

singing



writing



solving problems


doing experiments



travelling



using the computer



playing football



archaeology



Now choose and write. What do you like?

.....

.....

.....

2 Read and complete.

His favourite subject is Maths...

because he likes

Her favourite subject is Art...

because

His favourite subject is Music...

because

His favourite subject is Geography...

because

Her favourite subject is History...

because

His favourite subject is P.E. ...

because

Her favourite subject is English...

because

Her favourite subject is Science...

because

His favourite subject is Computer Studies...

because

3 Complete.

- | | |
|--|--|
| 1 His favourite day is Monday.
George's favourite day is Monday.
..... | 4 Her favourite sport is volleyball.
(Pat) |
| 2 His favourite subject is Maths.
(Nick) | 5 His favourite colour is blue.
(Ian) |
| 3 Her favourite food is pizza.
(Amanda) | 6 Their favourite subject is Art.
(Tom and Sue) |

4 Complete. Use: have/has or have got/has got.

- 1 I three cats and a dog.
- 2 He lunch at school.
- 3 You a super bike.
- 4 She Art today.
- 5 We Maths on Monday.
- 6 I a red T-shirt.



5 Complete the short answers.

- | | |
|---|--|
| 1 Do you have milk for breakfast?
Yes, | 4 Has he got blue eyes?
No, |
| 2 Have you got a new pencil case?
No, | 5 Do they have Science
today?
Yes, |
| 3 Does she have dinner at seven
o'clock?
Yes, | 6 Do you have a sister?
No, |

6 Read and tick.

Hi, my name's Sally.
My favourite day is Tuesday.
On Tuesday I have Maths, English,
Music and Computer Studies.
My favourite subject is Music,
because I like playing the guitar.
My father also likes music.
He plays the trumpet and
my mother plays the piano.
On Sunday afternoons we often
go to a concert.



1 Sally's favourite day is...

- a Sunday.
- b Tuesday.
- c Thursday.

2 Sally's favourite subject is...

- a English.
- b Maths.
- c Music.

3 She likes playing...

- a the trumpet.
- b the guitar.
- c the piano.

4 Her father plays...

- a the piano.
- b the guitar.
- c the trumpet.

5 On Sunday afternoons...

- a she always goes to a concert.
- b she usually goes to a concert.
- c she often goes to a concert.

7 Complete.

.....

.....

.....

.....

.....

.....

.....



My name's Albert.

My favourite day
is Monday.

Because I have
Science and Maths
on Mondays.

I prefer Maths.

Because I like
solving problems.



8 Say and write to a friend.

Albert's favourite day

.....

.....

.....

Shopping time

Unit

4



1 Say and write five things you can buy in each shop.

toy shop

.....
.....
.....
.....
.....

bookshop

.....
.....
.....
.....
.....

pet shop

.....
.....
.....
.....
.....

clothes shop

.....
.....
.....
.....
.....

baker's

.....
.....
.....
.....
.....

supermarket

.....
.....
.....
.....
.....

2 Match.

seventy-eight

twenty-nine

thirty-four

fifty-six

78

87

34

65

43

92

56

29

eighty-seven

ninety-two

forty-three

sixty-five

3 Write. Put the words in order.

1 buy/a/T-shirt?/you/can/Where
.....

2 Can/the/piano?/you/play
.....

3 she/swim?/Can
.....

4 picture?/paint/Can/he/a
.....

5 Can/play/volleyball?/she
.....

6 I/Can/have/pizza?/a
.....

4 Complete.

1 Sue has got a bike. Whose bike is it? It's Sue's bike.

2 Eddy has got a map.

3 Ian has got two dogs.

4 Amy has got a desk.

5 Tom has got many books.

6 Elly has got a guitar.

5 Complete. Use: what - who - where - when - why - how

1 is Amanda? She is my sister.

2 is Nick? He is in the bedroom.

3 can you buy a toy? At the toy shop.

4 old are they? They are ten.

5 do you play tennis? On Tuesday afternoons.

6 do you play the piano? Because I like music.

7 is it? It's a blue T-shirt.

6 Read and tick the correct price.

I like shopping with my brother.

I have got £12.50 and I can buy a lot of things.

I can buy a new football, because it costs £1.20.

I can buy a comic, because it costs £3.00.

I can buy a sandwich, because it costs £1.80.

I can buy a bottle of cola, because it costs £1.50.

I can buy a cap, because it costs £4.00.

And two chewing gums because they cost 50p.

- 1 A bottle of cola is £1.50 £1.15
- 2 A comic is £5.30 £3.00
- 3 A cap is £4 £14
- 3 A football is £1.10 £1.20
- 4 A sandwich is £1.80 £1.18
- 5 Two chewing gums cost £50 £0.50



7 True or false?

- 1 Ricky goes to a clothes shop.
- 2 Ricky goes to a toy shop.
- 3 Ricky doesn't go to a pet shop.
- 4 Ricky goes to a supermarket.
- 5 Ricky doesn't like comics.
- 6 Ricky likes cola.

T	F
<input type="checkbox"/>	<input type="checkbox"/>
<input type="checkbox"/>	<input type="checkbox"/>
<input type="checkbox"/>	<input type="checkbox"/>
<input type="checkbox"/>	<input type="checkbox"/>
<input type="checkbox"/>	<input type="checkbox"/>
<input type="checkbox"/>	<input type="checkbox"/>


8 Complete the dialogue in a clothes shop.

.....

 Can

 How


Good afternoon!
 A T-shirt?
 What colour?
 Blue... ok!
 £10.00
 Thank you!
 Goodbye!



2 Draw a symbol for each season. Then say and write sentences.



In I can
 but I can't
 because



In I can
 but I can't
 because



In I can
 but I can't
 because



In I can
 but I can't
 because

3 Write the sentences using the adverbs.

1 In August the weather is cold. (never)

.....

2 She goes shopping on Saturdays. (usually)

.....

3 You write emails on Sunday afternoons. (always)

.....

4 My brother plays the piano on Wednesday mornings. (often)

.....

5 Josh plays in the garden in January. (sometimes)

.....

6 In winter the weather is hot. (never)

.....

4 Choose and circle the correct verb.

1 Joy likes skate/skating in the park.

2 Mandy doesn't like singing/sing.

3 Alison can't cycling/cycle.

4 Tony usually read/reads in the living room.

5 Ron never do/does his homework in the kitchen.

6 Can Mick have/has an ice cream?



5 Write the interrogative sentences.

1 He usually drinks milk in the morning.

.....

2 She likes pizza and cola.

.....

3 They can swim.

.....

4 She has got long hair.

.....

5 He is Tom's friend.

.....

6 They have Art today.

.....

6 Read and tick.

Hello, my name's Kate.
 I love winter and the snow!
 Today it's snowy and I can
 listen to music, I can read my
 new love story and I can write
 an email to my American friends.
 I usually have hockey on Mondays
 and Thursdays but today it's snowy!
 On Tuesdays and Fridays I always have
 swimming lessons.
 On Wednesdays I have dance lessons.
 On Saturdays I go to the supermarket with my family.
 And on Sundays I go to the park with my little sister.
 Oh, I love the snow!



- 1 When it's snowy Kate can...
- a listen to music, watch TV, write emails.
 - b listen to music, read a book, write emails.
 - c read a book, listen to music, play in the garden.
- 2 She has got lessons on...
- a Mondays, Tuesdays, Sundays, Wednesdays, Thursdays.
 - b Wednesdays, Mondays, Tuesdays, Thursdays, Saturdays.
 - c Thursdays, Mondays, Tuesdays, Fridays, Wednesdays.
- 3 On Saturdays Kate...
- a goes to the park.
 - b goes shopping.
 - c does her homework.

7 Answer. Use: **always** / **usually** / **never**.

What do you do....

on sunny days?

I always

.....

.....

I usually

.....

.....

I never

.....

.....

on rainy days?

.....

.....

.....

.....

.....

.....

.....

.....

.....

on cold days?

.....

.....

.....

.....

.....

.....

.....

.....

.....

on hot days?

.....

.....

.....

.....

.....

.....

.....

.....

.....

NOW I CAN... SPEAK ENGLISH!

I am

.....
.....
.....

I have

.....
.....
.....

I can

.....
.....
.....

I like

.....
.....
.....

