

Mariagrazia Bertarini • Martha Huber • Paolo Iotti



Student's Book  
with Activity Zone

<b>SYLLABUS</b>	<b>MAIN VOCABULARY</b>	<b>MAIN STRUCTURES</b>	<b>CLIL</b>
<b>Let's Start</b>	Revision Unit	Revision Unit	
<b>1 Benjy is back</b>	back, fly, good morning, good afternoon, good evening, good night, happy, sad, tired, angry	Good morning! How are you? I'm... I can	Social skills
<b>2 My classroom</b>	classroom, door, window, desk, chair, board, cupboard, bin, in, on, under, behind, open, close, read, write, take, give	Where is...? It's... Can you...? Yes, I can. No, I can't. Open the door	Art
<b>3 My body</b>	eye, nose, mouth, ear, hand, foot, hair, arm, leg, long, short, blond	I've got... arm/arms	Science Music
<b>4 My house</b>	house, kitchen, living room, bedroom, bathroom, salad, tomato, ham, chicken, ice cream, yogurt, fish, cheese, apple, banana	Do you like...? Yes, I do. No, I don't.	Food and nutrition
<b>5 On a farm</b>	farm, tractor, chick, hen, cow, frog, sheep, duck, duckling horse, pig, tail, wings, numbers: 11-20	Revision of all verb forms	Environmental studies
<b>Festivities</b>	Scary Halloween! Merry Christmas! Happy Easter! Happy Birthday!		
<b>Alphabet</b>	Benjy's alphabet		
<b>Theatrino Time</b>	Pinocchio		

NOW



I

2



CAN



## **Now I can 2**

di Mariagrazia Bertarini, Martha Huber e Paolo Iotti

© 2015 - ELI s.r.l

CP 6 – 62019 Recanati – Italia

Tel. +39 071750701 – Fax + 39 071977851

e-mail: [info@elionline.com](mailto:info@elionline.com) – [www.elilaspigaedizioni.it](http://www.elilaspigaedizioni.it)

Responsabile editoriale e Art Director – Letizia Pigni

Redazione – Maria Letizia Maggini

Consulente linguistico – Lisa Suett


Responsabile di produzione – Francesco Capitano

Progetto grafico – Airone Comunicazione

Illustrazioni – Sergio Trama

Referenze iconografiche – Danilo Maceratesi, Shutterstock

Musiche – Paolo Iotti

Questo testo è realizzato con il carattere  EasyReading™.  
Font ad alta leggibilità: strumento compensativo per i lettori con dislessia  
e facilitante per tutte le categorie di lettori.

[www.easyreading.it](http://www.easyreading.it)

La casa editrice ringrazia tutti gli insegnanti che con il loro prezioso lavoro hanno contribuito all'ottimizzazione del corso.

ISBN 978-88-536-2059-0      Student's Book 2

ISBN 978-88-536-2060-6      Flashcards 2

ISBN 978-88-536-2061-3      Storycards 2

ISBN 978-88-536-2062-0      Teacher's Book 2

Tutti i diritti riservati. È assolutamente vietata la riproduzione totale o parziale di questa pubblicazione, così come la trasmissione sotto qualsiasi forma o con qualunque mezzo, senza l'autorizzazione scritta della casa editrice.

Stampa – Tecnostampa – Recanati – 15.83.034.0

# Let's start!

1 Write the names. 

Eddy

Jenny

Molly

Nick

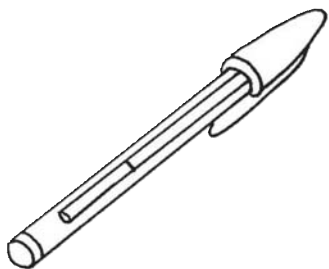


I like .....



## 2 Listen and colour. Complete.

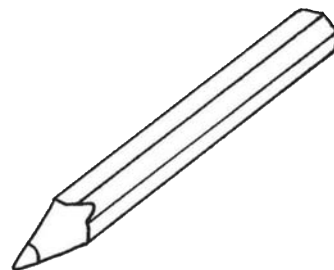
book • bag • pen • rubber • pencil • crayon • pencil case



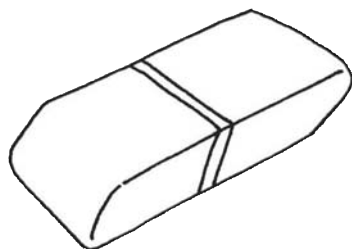
.....



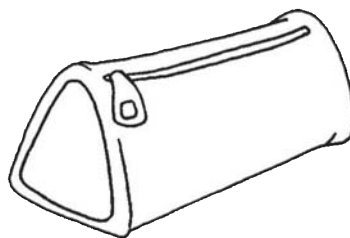
.....



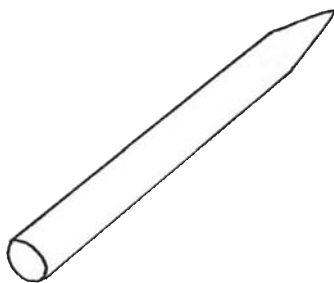
.....



.....



.....



.....



.....



My ..... is .....

3 Listen and colour. Complete.  




green pink orange red yellow blue



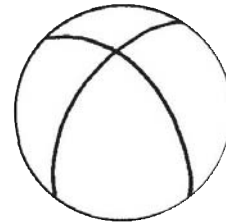
a ..... teddy bear




a ..... doll




a ..... car.



a ..... ball




an ..... plane







a ..... train

4 Listen and write the numbers. Then complete.



a blue fish

.....





Let's start!

### 5 Count and complete.

$3 + 4 = \dots \text{seven} \dots$

$9 - 3 = \dots$

$10 - 7 = \dots$

$2 + 2 = \dots$

$10 - 1 = \dots$

$4 + 3 + 1 = \dots$

$10 - 4 - 5 = \dots$

$2 + 2 + 1 = \dots$

$8 - 5 - 1 = \dots$

$5 + 4 + 1 = \dots$







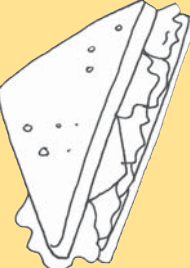
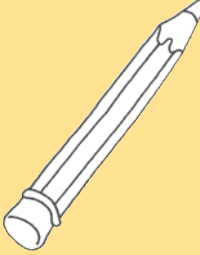













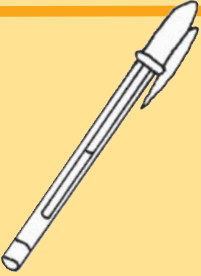




one two three four five  
six seven eight nine ten

### 6 Listen and colour.

YUMMY  YUCK 



1 Let's play The Rainbow Game.


				
				
				
				
				
				

# Benjy is back

Unit

1

1 Listen and sing. 



Hello, hello,  
I'm Benjy, I'm back.  
I can fly,  
I can clap my hands,  
I can sing.  
Come and play with me.  
I can dance,  
I can jump,  
I can stamp my feet.  
Come and play with me.



2 Listen and write the numbers.



I can fly.



I can jump.



I can dance.



I can sing.



I can clap  
my hands.



I can stamp  
my feet.

3 Let's make Benjy Bear. Play with a friend.



Fly.



Look at me!

4 Listen, point and say. 

Now I say ..... Good .....

5 Look and tick. 



- Good morning!
- Good night!



- Good afternoon!
- Good night!



- Good afternoon!
- Good night!



- Good night!
- Good evening!

6 Listen and say. 

I'm happy.



I'm sad.



I'm tired.



I'm angry.



7 Listen and tick true or false.  



1

T F



2

T F



3


T F



4

T F


8 Read and draw the faces.



happy



tired



angry



sad

# NOW I CAN

1 Match the actions to the words. 



sing



fly



stamp my feet

clap my hands

dance

jump



2 Look at the faces and complete. 

I'm

.....



I'm

.....



I'm

.....



3 Match. 



Good afternoon!

Good night!



Good morning!



Good evening!



4 Draw and complete.

I'm...

A large empty rounded rectangular box with a yellow border for drawing and writing.

I can...

A large empty rounded rectangular box with a yellow border for drawing and writing.

1 Listen and say. 




2 Complete.



### 3 Listen and tick.

- Excuse me!  
 Sorry!



- Excuse me!  
 Sorry!



- Thanks!  
 Please!



- An ice cream, thanks!  
 An ice cream, please!



1 Listen and play **The Funny Voice Game.** 24

Angry voice.

Train!

I AM

How are you? Draw, write and say.

.....

# My classroom

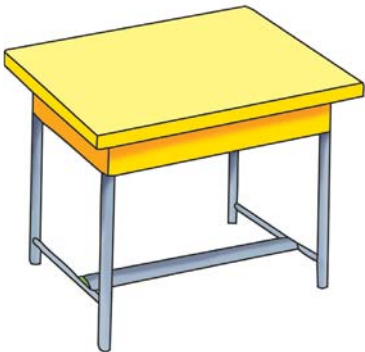
Unit

2


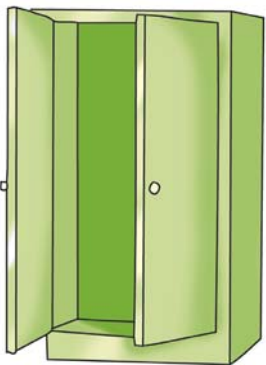
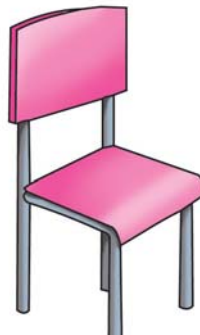
1 Listen, sing and colour.  



2 Find, circle and write the words. Find the secret message. 



desk






3 Listen and write the numbers.



on



under



in



behind



4 Complete.



Benjy is ..... the desk.  
 Benjy is ..... the chair.  
 Benjy is ..... the cupboard.  
 Benjy is ..... the door.

5 Listen and colour. Then listen and check.




I like the ..... monster.

6 Listen and match.  



Open the door.



Read.



Take a pen.



Stand up.



Sit down.



Close the door.



Write.



Give Eddy a pen.

7 Listen and read. 

No, I can't.



Can you read my message?



Yes, I can.



8 Listen and complete.  



# NOW I CAN

1 Find the words and complete. 


door window desk chair bin board cupboard



d \_ \_ \_      w \_ \_ \_ \_      d \_ \_ \_      c \_ \_ \_ \_

b \_ \_      b \_ \_ \_ \_      c \_ \_ \_ \_ \_ \_

2 Read, then draw and colour the objects.



The red book is on the desk.  
 The white pencil is under the desk.  
 The orange crayon is in the bin.  
 The yellow pencil case is under the board.  
 The green rubber is under the window.  
 The pink and black bag is on the chair.  
 The blue pen is in the cupboard.

### 3 Look at the picture and tick. True or false?

	T	F
1 The book is yellow.	<input type="checkbox"/>	<input type="checkbox"/>
2 The pen is blue.	<input type="checkbox"/>	<input type="checkbox"/>
3 The crayon is orange.	<input type="checkbox"/>	<input type="checkbox"/>
4 The rubber is under the desk.	<input type="checkbox"/>	<input type="checkbox"/>
5 The pencil is in the bin.	<input type="checkbox"/>	<input type="checkbox"/>
6 The bag is on the chair.	<input type="checkbox"/>	<input type="checkbox"/>
7 The pencil case is behind the board.	<input type="checkbox"/>	<input type="checkbox"/>
8 The red book is on the desk.	<input type="checkbox"/>	<input type="checkbox"/>

### 4 Look at the picture and answer.

Where's the white pencil?

It's .....

Where's the pink and black bag?

It's .....

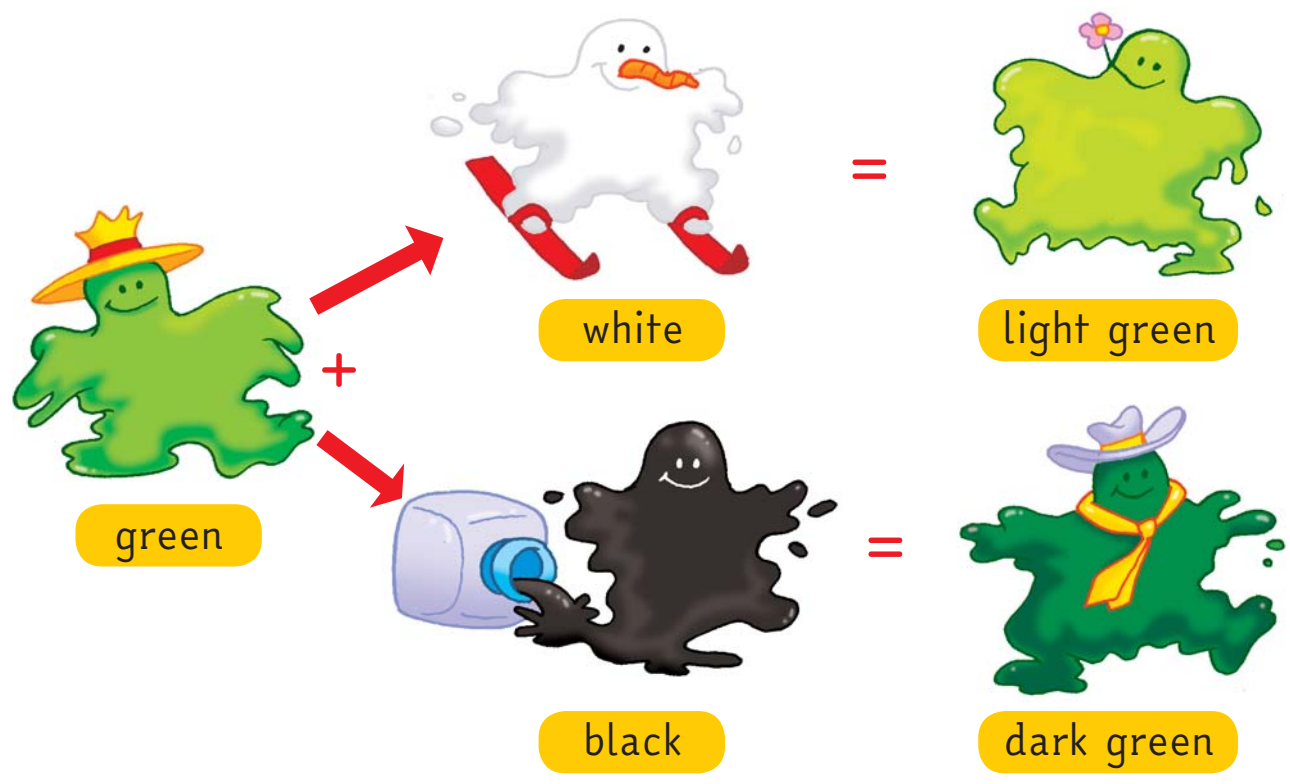
Where's the yellow pencil case?

It's .....

Where's the red book?

It's .....

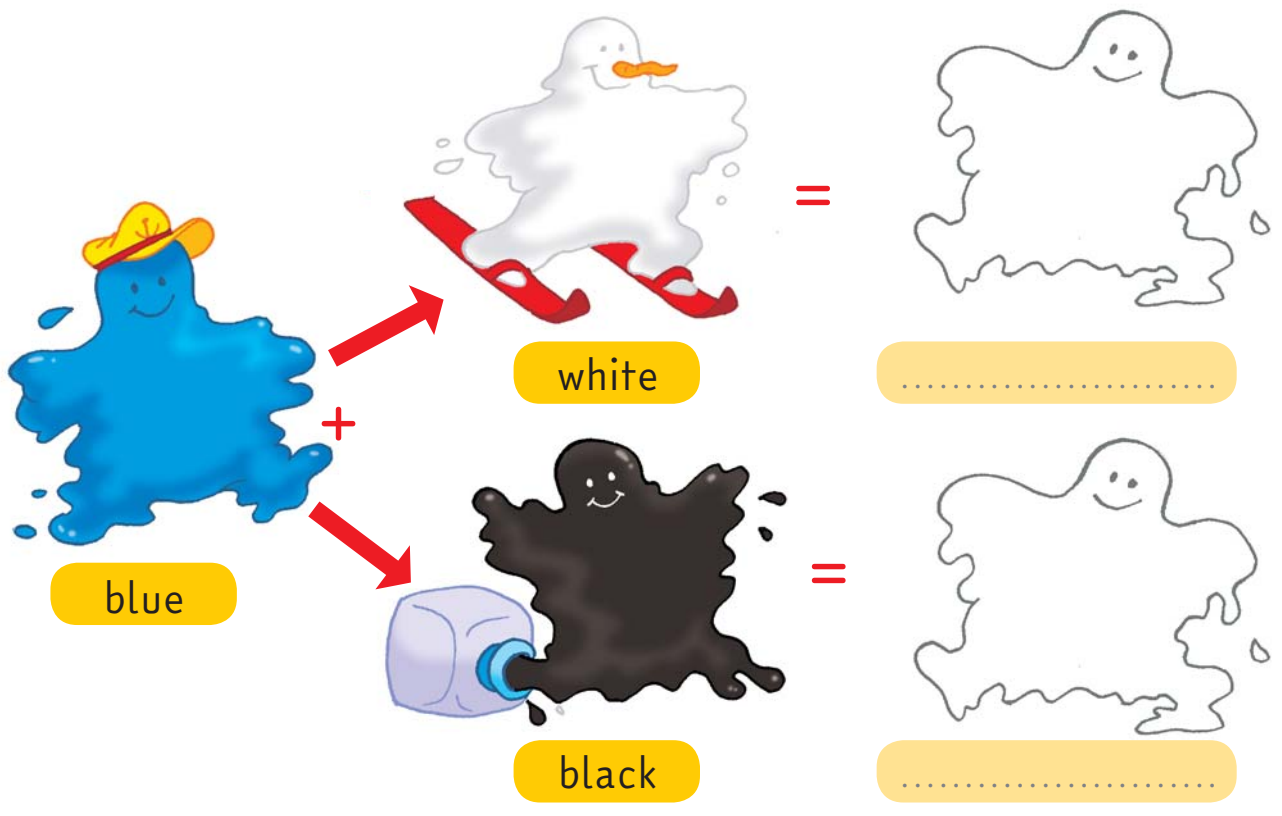
1 Listen and point. Then listen and say. 





green + white = light green

green + black = dark green

2 Mix and colour. Complete.

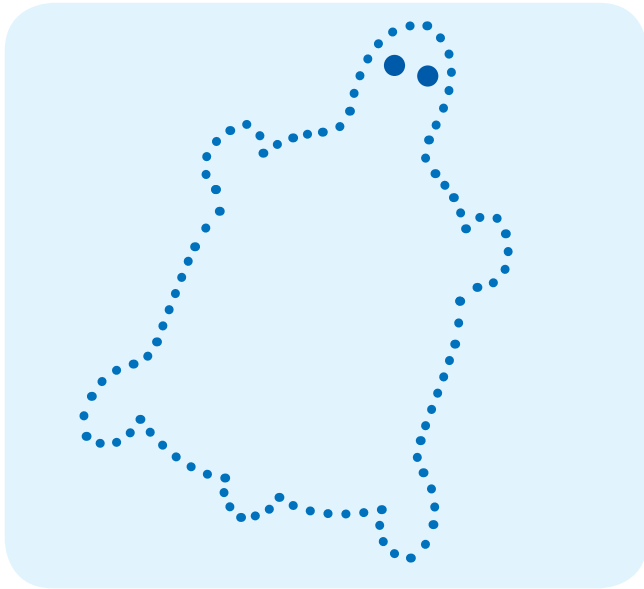


blue + white = 


blue + black = 



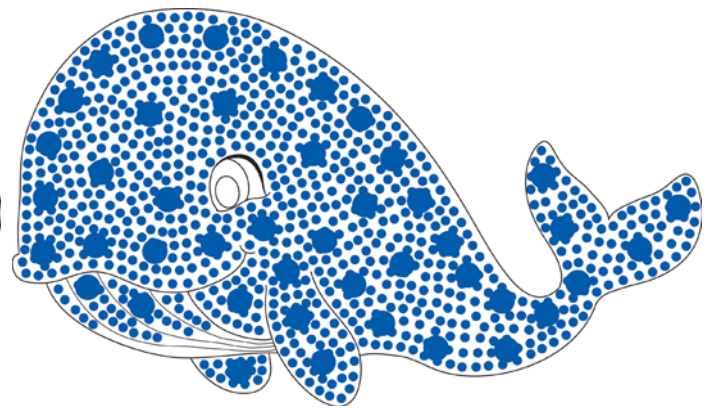
3 Draw an animal using dots.



4 Colour using dots.



little dots



big dots and little dots



1 Listen and play **Hide-and-seek.** 

Where's Benjy?

Behind the bag.

No, try again!

On the bag.



No, try again!

In the bag.

Yes, great!



**I CAN**

*I can write in English.*


.....


.....

# My body

Unit

3

1 Listen and say.  



2 Listen, sing and dance. 



I've got two ears,



I've got two eyes,



I've got one nose



and hair to shake.



I've got two hands,



I've got two feet,



I've got two arms,



I've got two legs.




I've got  
one mouth to say...

3 Listen and write the names.  



4 Draw your monster and complete.



I've got  
 ..... eyes, one mouth,  
 ..... noses, ..... ears,  
 ..... hands, ..... feet  
 and red hair.

My name's .....

5 Complete. 



purple  
.....

black  
.....

blue  
.....

pink  
.....

orange  
.....

brown  
.....

green  
.....

eyes

hair

legs

hand

hand

feet

arms

6 Listen and write the numbers.



7 Read and draw.



short blond hair



long red hair



short black hair



long brown hair

## 8 Guess the names.




Long blond  
hair...

Victoria.

I like ..... hair and ..... eyes.



9 Listen and mime. Complete.



clap your .....



stamp your .....



touch your .....



open your .....



smile!




say... Hello!

# NOW I CAN

1 Read and draw your monster.

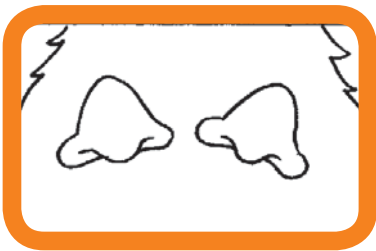
hair: pink  
 mouth: green  
 eyes: orange  
 nose: yellow  
 ears: red  
 hands: black  
 feet: blue



I've got...



2 Count and complete.



3 Read, match and colour. 



I've got:  
1 eye,  
1 mouth,  
2 noses,  
4 ears,  
2 hands,  
3 feet.

I've got:  
3 eyes,  
1 mouth,  
3 noses,  
6 ears,  
2 hands,  
2 feet.

I've got:  
1 eye,  
2 mouths,  
1 nose,  
3 ears,  
1 hand,  
4 feet.

4 Look, read and complete. Then match and colour the frames.

clap your ..... (red)  
touch your ..... (green)

stamp your ..... (blue)  
open your ..... (orange)



1 Listen and complete. 

- mouth
- ears
- nose
- hands
- eyes



With my ..... I can touch. With my ..... I can see.



With my ..... I can smell. With my ..... I can hear.



With my ..... I can taste. I can smile and I can say:

2 Listen and mime. 

**Hip Hip Hurray!**

### 3 Listen and write the numbers.


 sun

 ice cream

 rainbow

 perfume

 jumper

 bee

 trumpet

 dog

 cake

 flower

### 4 Use the words and complete.

I can touch the .....

I can see the .....

I can smell the .....

I can hear the .....

I can taste the .....

I can't touch the .....

I can't see the .....

I can't smell the .....

I can't hear the .....

I can't taste the .....

1 Listen and mime the actions.



Clap your hands.



Snap your fingers.



Pat your cheeks.




Pat your full cheeks.

2 Listen and colour.



3 Play the guessing game.




4 Look and listen. Clap the rhythm.

57

Red	Green		
Red	Red		
Red	Red	Green	Blue
Red	Red	Green	Blue
Orange	Orange		
Red	Red	Green	

5 Listen to the sound and write the numbers.  



6 Listen and check. 



## 7 Find the sounds of...



## 8 Tell the story using sounds.



1 Listen and play The Captain Game. 



Now it's your turn.



**I'VE GOT**

**Draw and complete.**


I've got .....

and .....

# My house

Unit

4

1 Listen, point and say.  



2 Answer.

Where's the duck? In the .....  
Where's the teddy bear? In the .....  
Where's the train? In the .....  
Where's the cat? In the .....



3 Listen, sing and mime. 

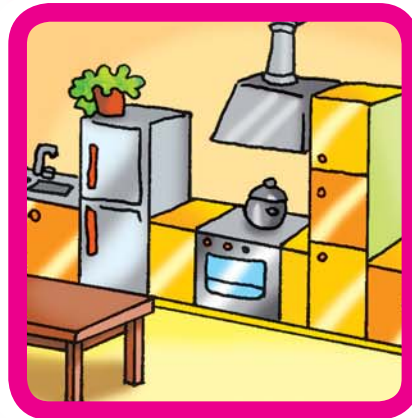
In my



there's a



In my



there's a



In my



there's a




In my




there's a



4 Listen and write the numbers.  


















5 Listen, colour and complete.  



6 Listen and tick.  



		
 <input type="checkbox"/>  <input type="checkbox"/>	 <input type="checkbox"/>  <input type="checkbox"/>	 <input type="checkbox"/>  <input type="checkbox"/>
 <input type="checkbox"/>  <input type="checkbox"/>	 <input type="checkbox"/>  <input type="checkbox"/>	 <input type="checkbox"/>  <input type="checkbox"/>


7 Ask five friends. Write a ✓ or a X.



NAME						
.....						
.....						
.....						
.....						
.....						

# NOW I CAN

1 Look and answer. 



Where's Molly?

Where's Nick?

Where's Eddy?

Where's Jenny?

In the .....

In the .....

In the .....

In the .....



2 Complete the crossword.

A crossword puzzle grid with 10 numbered starting points. Each number is accompanied by a food-related illustration: 1 (banana), 2 (fish), 3 (salad), 4 (cheese), 5 (ice cream), 6 (yogurt), 7 (chicken), 8 (pasta), 9 (yogurt), 10 (tomatoes).

3 Complete.

Two cartoon children, a boy and a girl, with speech bubbles containing incomplete sentences for a writing exercise.

Boy's speech bubble: I \_\_\_\_\_

Girl's speech bubble: I \_\_\_\_\_,

1 Listen, point and say.  



salad



bananas




tomatoes



apples



potatoes



cherries



peas



kiwis




carrots



oranges

2 Draw the fruit in the basket. Draw the vegetables in the box.




3 Listen and mime. 



I wash my hands.



I wash the fruit.




I cut the fruit.




I eat my snack.

4 Make your fruit snack.




## 5 The Shopping Game.





orange juice  
ice cream  
chicken  
apple  
banana

popcorn  
cake  
chicken  
apple  
fish




# PLAY

1 Listen and play **The Shopping Game**.

14

Three.

Apple.



It's my turn.



**I LIKE**

**Draw and say.**

I like .....

# On a farm

Unit

5


1 Complete. 

Stop!  
Benjy, stop!


Look,  
a pig!

Help! Help!


Hello,  
grandad!



2 Listen, point and say.  







dog

horse

rabbit

tortoise

mouse

cow

My favourite animal is .....

3 Listen and sing. Complete.



.....



.....



.....



.....



.....



.....



.....



.....

4 Listen, point say.  



5 Count and write. Listen and check. 

$16 + 3 =$ .....	$4 + 10 + 4 =$ .....
$19 - 7 =$ .....	$14 - 1 =$ .....
$9 + 6 =$ .....	$16 - 13 =$ .....

# NOW I CAN

1 Read and complete. 

I say :

oink  
oink

I'm the

.....

I say :

moo  
moo

I'm the

.....

I say :

baa  
baa

I'm the

.....

I say :

quack  
quack

I'm the

.....

I say :

cluck  
cluck

I'm the

.....

I say :

neigh  
neigh

I'm the

.....

I say :

cheep  
cheep

I'm the

.....

I say :

croak  
croak

I'm the

.....



## 2 Write the numbers and complete.

eleven + three  
..... + ..... = .....

thirteen - eight  
..... - ..... = .....

nineteen - ten  
..... - ..... = .....

eighteen + two  
..... + ..... = .....

nine + seven  
..... + ..... = .....

seventeen - five  
..... - ..... = .....

## 3 Read and colour the numbers.

eleven is blue

fifteen is black

twenty is orange

seventeen is red

twelve is white

fourteen is green

nineteen is pink

thirteen is yellow

eighteen is red and white

sixteen is green and blue

11 15 12

20 17 16 18

14 19 13

1 Listen, point and say. 



meat



vegetables




insects



seeds

2 Listen and complete. 

I'm a hen.  
I like .....




I'm a dog.  
I like .....



I'm a frog.  
I like .....





I'm a rabbit.  
I like .....




### 3 Make an animal file. Colour and complete.



**Habitat**



**Food**



**Feet**

**0**

**2**

**4**




**Paws**

**0**

**2**

**4**

**It's got**



1 Listen and play The Farm Game. 



Are you a duck?



Yes, I am. Quack, quack!



I LIKE

Draw and say.

I'm .....



1 Listen and sing the **Bye-bye** song! 

Bye-bye my friends,  
bye-bye my friends,  
holidays are coming,  
bye-bye my friends!


See you next year.  
See you next year.

Holidays are coming,  
bye-bye my friends!



# Benjy's alphabet

1 Listen and mime Benjy's ABC.  



J K L M N O

on my biscuits?

No, no, no!



P Q R S T

No, don't splash

into my tea!



U V W

this is for me and  
this is for you.



X Y Z



Oh, it's late!

Time to go to bed.



# Scary HALLOWEEN

1 Let's make a funny mummy.



2 Listen and mime the rhyme. 



I see a ghost.



He looks at me.



I say... Hello.



But he says... **Booooo!**



3 Listen and sing. 




Trick or treat, trick or treat,  
Give me something good to eat.  
Trick or treat, smell my feet,  
Give me something good to eat.



 Draw something scary.

# Merry Christmas

1 Let's make Christmas cards.





2 Listen and sing. Draw and colour. 

We put little balls  
on the Christmas tree  
on the Christmas tree.  
on the Christmas tree.




We put little candles  
on the Christmas tree  
on the Christmas tree.  
on the Christmas tree.



We put a big star  
on the Christmas tree  
on the Christmas tree.  
on the Christmas tree.



Merry Christmas  
to you.



# Happy Easter

1 Let's make a rabbit bag.







2 Listen and sing. 

One big nose.  
Two long ears.  
Hop, Easter Bunny,  
you're so funny!

One small mouth.  
Four long legs.  
Hop, Easter Bunny,  
bring me eggs!




3 Let's play The Easter Race.

*Easter Bunny, Easter Bunny, take your egg home.*  
*Easter Bunny, Easter Bunny, don't let it fall!*



# Happy Birthday

## 1 Let's make funny cups for a birthday party!



## 2 Listen and say the birthday rhymes.

I'm so special  
so are you  
you're my best friend  
and I love you!

Hip hip hooray  
you are seven today  
cake and balloons  
happy birthday to you!

1 Look and write the names.

Geppetto

Pinocchio

Mr Fox

Mr Cat

Stromboli



## 1 Listen and complete the SONG: Hello, hello!

Hello, hello,  
I am Pinocchio.

Hello, hello,  
I am Pinocchio.

I've got two H \_ \_ \_ S  
I've got two feet.

I've got two A \_ \_ S


I've got two L \_ \_ S

I've got two \_ Y \_ S

I've got two E \_ \_ S

I've got one M \_ \_ \_ \_

I've got one N \_ \_ \_ \_ .



## 1 Listen and complete the SONG: **Balloons, balloons!**

Balloons, balloons,




Balloons, balloons,



This is a  balloon,

This is a  balloon,


This is a  balloon,

These balloons are  .....

This is a  balloon,

This is a  balloon,


This is a  balloon,

These balloons are  .....

Balloons, balloons,



Balloons, balloons,

These balloons are  .....



1 Listen to the SONG: Stand up, sit down. Then complete.

1, 2, 3, 4,

5, 6, 7, 8.

Stand up, sit down,  
Stand up and stretch.

Stand up, sit down,  
Stand up and clap.

Stand up, sit down,  
Stand up and touch your nose.

Stand up, sit down,  
Stand up and smile.



S T \_ \_ \_ U P



S \_ \_ D O \_ \_



C \_ \_ \_



T \_ \_ \_ H Y O \_ \_ N \_ \_ \_



S \_ \_ \_ E

## 1 Complete.

play

Hello

can

are

Hello

am


can

..... Pinocchio!  
How ..... you?

We can .....  
together! We can play  
with your balloons.

..... Stromboli!  
I ..... happy. I can play.  
I ..... play with my  
balloons.

Yes, we  
.....



1 Listen to the SONG: Hop, Skip, Jump! Then complete.

Hop, hop,  
Skip, skip,  
Jump, jump,  
Turn around.

Hop, hop,  
Skip, skip,  
Jump, jump,  
Turn around.

I can hop,  
I can skip,  
I can jump,  
I can turn around.

I can hop,  
I can skip,  
I can jump,  
I can turn around.

Hop, hop,  
Skip, skip,  
Jump, jump,  
Turn around.

Hop, hop,  
Skip, skip,  
Jump, jump,  
Turn around.











## 1 Complete.

Miaow... ..,  
little puppet. What's  
..... name ?

You ..... not a boy.  
You ..... a small puppet.  
And ..... nose is  
very long.

your

are

name

am

are

your

Hello

My ..... is  
Pinocchio. I ..... not  
a puppet. I am a boy.



1 What does Pinocchio say? What does Geppetto say? Draw lines.

Hello, my boy.  
Why are you sad,  
Pinocchio?

I have no balloons.  
I have no balloons.  
Daddy! Daddy!

I love you,  
Pinocchio.  
I love you.

Let's go home.  
Thank you,  
Daddy.

I'm a bad boy. Geppetto,  
you are a good daddy.  
Daddy, stay with me.



## 1 Complete.

A crossword puzzle with 11 numbered clues. The grid is composed of green-outlined squares. The clues are:

- 1: Down, 1 square. Illustration: Geppetto's head.
- 2: Across, 5 squares. Illustration: A yellow cloud.
- 3: Down, 3 squares. Illustration: A blue backpack.
- 4: Across, 5 squares. Illustration: A smiley face.
- 5: Across, 5 squares. Illustration: A fox and a cat.
- 6: Across, 7 squares. Illustration: A large number 3.
- 7: Down, 1 square. Illustration: A large number 3.
- 8: Across, 2 squares. Illustration: Balloons and a red cloud.
- 9: Across, 4 squares. Illustration: A blue cloud.
- 10: Across, 2 squares. Illustration: A boy with a backpack.
- 11: Across, 3 squares. Illustration: A sad face.

# Glossary

## Unit 1 • Benjy is back

**An ice cream, please:** Un gelato, per favore  
**angry:** arrabbiato  
**Come and play with me!:** Vieni a giocare con me!  
**dance:** ballare  
**good afternoon:** buon pomeriggio  
**good evening:** buona sera  
**good morning:** buongiorno  
**good night:** buona notte  
**happy:** felice  
**I can clap my hands:** so battere le mani  
**I can fly:** so volare  
**I can sing:** so cantare  
**I can stamp my feet:** so battere i piedi  
**I'm back:** sono tornato  
**jump:** saltare  
**Look at me!:** Guardami!  
**sad:** triste  
**Thanks!:** Grazie!  
**tired:** stanco

## Unit 2 • My classroom

**behind:** dietro  
**big dots:** puntini grandi  
**bin:** cestino (dell'immondizia)  
**board:** lavagna  
**Can you read my message?:** Sai leggere il mio messaggio?  
**chair:** sedia  
**Close the door!:** Chiudi la porta!  
**cupboard:** armadietto  
**dark green:** verde scuro  
**desk:** banco  
**door:** porta  
**Give Eddy a pen:** Dai una penna a Eddy  
**in:** dentro  
**light green:** verde chiaro  
**on:** sopra  
**Open the door!:** Apri la porta!  
**read:** leggi  
**Sit down!:** Siediti!  
**small dots:** puntini piccoli  
**Stand up!:** Alzati!  
**Take a pen!:** Prendi una penna!  
**Try again!:** Prova di nuovo!  
**under:** sotto  
**window:** finestra  
**write:** scrivi

## Unit 3 • My body

**arm:** braccio  
**ear:** orecchio  
**eye:** occhio  
**foot:** piede  
**guess:** indovina  
**hair:** capelli  
**hand:** mano  
**I can't touch:** non posso toccare  
**I've got one mouth to say...:** ho una bocca per dire...  
**I've got two eyes:** ho due occhi  
**leg:** gamba  
**long red hair:** capelli rossi lunghi  
**mouth:** bocca  
**nose:** naso  
**Now it's your turn!:** Ora tocca a te!  
**Open your mouth!:** Apri la bocca!  
**short blond hair:** capelli biondi corti  
**smile:** sorridi  
**Touch your nose!:** Toccati il naso!  
**With my ears I can hear:** con le orecchie posso sentire  
**With my eyes I can see:** con gli occhi posso vedere  
**With my hands I can touch:** con le mani posso toccare  
**With my mouth I can taste:** con la bocca posso gustare  
**With my nose I can smell:** con il naso posso odorare



## Unit 4 • My house

**apple:** mela  
**banana:** banana  
**bathroom:** bagno  
**bedroom:** camera da letto  
**carrots:** carote  
**cheese:** formaggio  
**cherries:** ciliegie  
**chicken:** pollo  
**Do you like (apples)?:** Ti piacciono (le mele)?  
**Do you like (salad)?:** Ti piace (l'insalata)?  
**fish:** pesce  
**fruit:** frutta  
**ham:** prosciutto  
**I cut the fruit:** taglio la frutta  
**I don't like yogurt:** non mi piace lo yogurt  
**I eat my snack:** mangio la merenda  
**I like ice cream:** mi piace il gelato



*I wash the fruit:* lavo la frutta  
*I wash my hands:* mi lavo le mani  
*ice cream:* gelato  
*In my bathroom there's a duck:* nel mio bagno c'è un'anatra  
*kitchen:* cucina  
*kiwis:* kiwi  
*living room:* salotto  
*oranges:* arance  
*peas:* piselli  
*salad:* insalata  
*tomato:* pomodoro  
*vegetables:* verdure  
*Where's Molly?:* Dov'è Molly?  
*yogurt:* yogurt

## Unit 5 • On a farm

*Are you a duck?:* Sei un'anatra?  
*chick:* pulcino  
*cow:* mucca  
*duckling:* anatroccolo  
*frog:* rana  
*grandad:* nonno  
*hen:* gallina  
*horse:* cavallo  
*I'm the hen, I like seeds:* sono la gallina, mi piacciono i semi.  
*insects:* insetti  
*Look, a pig!:* Guarda, un maialino!  
*meat:* carne  
*seeds:* semi  
*sheep:* pecora  
*Stop!:* Fermati!  
*Yes, I am:* sì (lo sono)

## Bye-bye song

*Holidays are coming:* arrivano le vacanze  
*Bye-bye my friends:* arrivederci, amici

## Benjy's alphabet

*Don't splash into my tea:* non tuffarti nel mio tè  
*Go away butterfly!:* Vai via, farfalla!  
*I sit down and drink my tea:* mi siedo e bevo il mio tè  
*It's late:* è tardi  
*It's tea time!:* è ora del tè  
*This is for me:* questo è per me  
*Time to go to bed:* ora di andare a letto

## Festivities

### Scary Halloween: Pauroso Halloween

*ghost:* fantasma  
*Give me something good to eat:* dammi qualcosa di buono da mangiare  
*He looks at me:* lui mi guarda  
*mummy:* mummia  
*Smell my feet:* annusa i miei piedi  
*Trick or treat:* dolcetto o scherzetto

### Merry Christmas: Buon Natale

*big star:* grande stella  
*candles:* candele  
*We put little balls on Christmas Tree:* mettiamo le palline sull'albero di Natale

### Happy Easter: Buona Pasqua

*big nose:* naso grande  
*bring me eggs:* portami le uova  
*don't let it fall:* non farlo cadere  
*Easter Bunny:* coniglietto di Pasqua  
*funny:* buffo  
*long ears:* orecchie lunghe  
*long legs:* zampe lunghe  
*small mouth:* piccola bocca  
*take your egg home:* porta a casa l'uovo

### Happy Birthday: Buon compleanno

*best friend:* migliore amico  
*I'm so special:* sono speciale  
*so are you:* anche tu lo sei  
*You are seven today:* oggi hai sette anni



# I Remember...

1 I can write words I remember well.



classroom

Four horizontal dotted lines for writing.



body

Four horizontal dotted lines for writing.



house

Four horizontal dotted lines for writing.



farm animals

Four horizontal dotted lines for writing.



food


Four horizontal dotted lines for writing.



numbers

Four horizontal dotted lines for writing.

# Benjy Bear







# DIPLOMA

THIS IS TO CERTIFY THAT

.....  
.....  
HAS COMPLETED

NOW I CAN **2**

TEACHER

.....  
DATE







## 1 Osserva i disegni e scrivi le parole.



Hello, my name's Ken.

My favourite colour is



.....

My favourite number is

5

.....

My favourite toy is the



.....

My favourite pet is the




.....

My favourite food is



.....

## 2 Disegnati. Disegna e scrivi o racconta le cose che preferisci.



Hello, my name's

.....

My favourite colour is

.....

My favourite number is

.....

My favourite toy is the

.....

My favourite pet is the

.....

My favourite food is

.....



# Benjy is back

1 Completa i disegni e scrivi le parole al posto giusto.

fly • dance • clap my hands • jump • sing • stamp my feet



.....



.....



.....



.....



.....



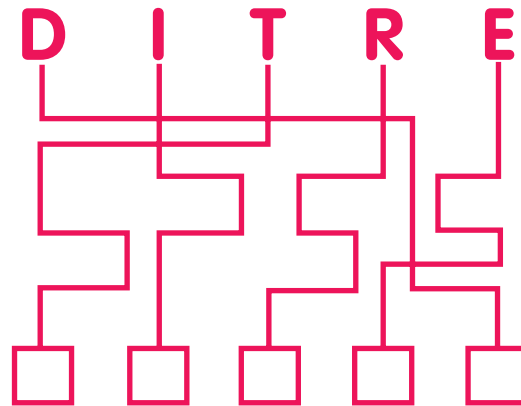
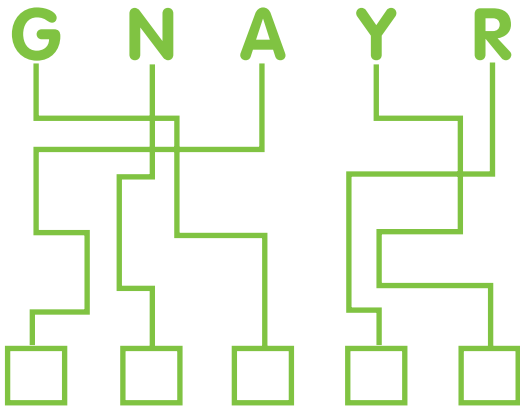
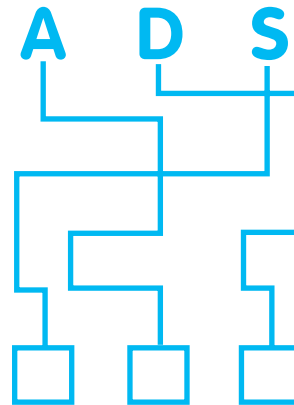
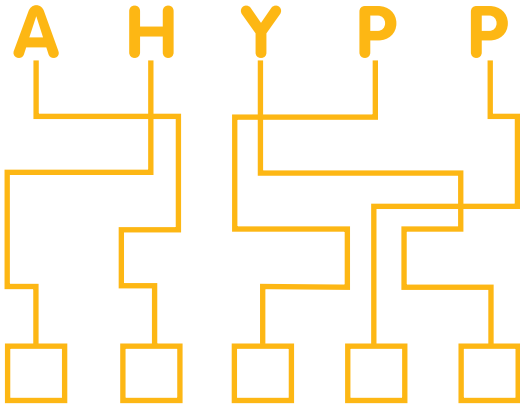
.....

2 Quali sono le cose che sai fare meglio? Completa.

I can .....

I can .....

3 Segui i fili e scrivi le parole.




4 Come ti senti oggi?

I'm .....




# My classroom

1 Disegna e colora.




bin




board




desk



chair



pencil



window

2 Ora completa con i nomi dei colori.


In my classroom the bin is .....

the board is .....

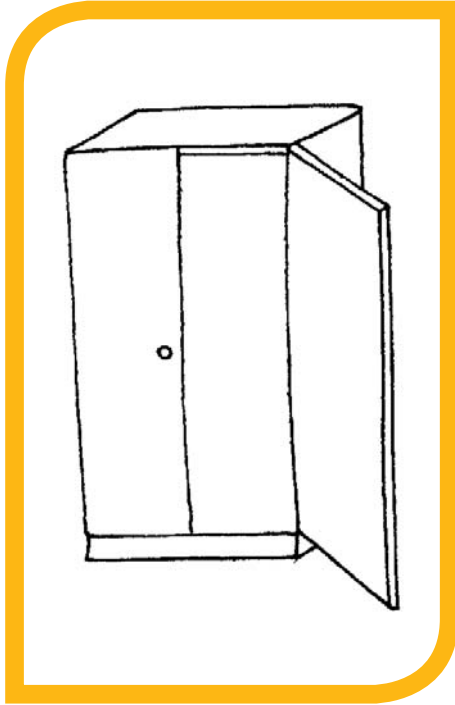
My desk is ..... and my chair is .....

3 Cerchia solo le parole relative alla scuola e riscrivile.

pen doll mum banana window chair tortoise  
ball board door desk pencil fish  
cupboard bin lollipop




## 4 Leggi e disegna l'elemento mancante.




A blue bin is  
in the cupboard.



A green desk is  
under the window.




A red pen is  
on the chair.



An orange bag is  
behind the door.



A yellow pencil case  
is behind the bin.



A purple chair is  
under the board.



5 Aiuta il bambino a trovare i suoi aeroplanini poi colorali.



The white plane is under the chair.  
 The brown plane is behind the bin.  
 The green plane is on the desk.  
 The purple plane is in the cupboard.  
 The black plane is in front of the bin.  
 The orange plane is on the chair.



## 6 Scegli l'espressione giusta.



- Sit down.  
 Fly.




- Read.  
 Close the door.



- Open the door.  
 Sit down.

## 7 Rispondi. Scegli tra Yes, I can / No, I can't.



# My body


Unit

3



1 Scrivi le parole al posto giusto.

ear • nose • hand • arm • eye • hair • foot • mouth • leg



## 2 Leggi e colora.



blue eyes



green eyes



brown eyes



long blond hair



short brown hair



short black hair



a red mouth



a pink mouth



a brown mouth

**3** Completa: disegna e scrivi.

ears • mouth • hands • eyes • mouth • hands • feet • nose

I listen with my .....

I look with my .....

I sing with my .....

I write with my .....

I clap with my .....

I smile with my .....

I jump with my .....

I smell with my .....

4 Collega ogni nome singolare al nome plurale corrispondente.

ear  
nose  
arm  
foot  
eye  
hand  
mouth  
leg

arms  
feet  
noses  
legs  
mouths  
hands  
ears  
eyes



5 Scrivi ONE oppure TWO davanti alle parole.

..... eye	..... leg	..... eyes
..... arms	..... hands	..... hand
..... nose	..... mouth	..... ears
..... noses	..... feet	..... arm

6 Trova l'intruso.



7 Leggi che cosa dice il mostro e poi disegnalolo.


I've got three blue arms  
and five orange feet!

I've got long red hair  
and a yellow mouth!



# My house

1 Scrivi il nome delle stanze.



1

2

3

4

2 Rispondi.

Where's the ball?

In the .....

Where's the fish?

In the .....

Where's the cake?










In the .....

Where's the dog?

In the .....



3 Disegna e colora.



4 Cerchia solo i nomi dei cibi e riscrivili nel frigorifero.

cheese

ham

foot

nose

fish

yogurt

apple

tomatoes


ice cream

bin

chicken

banana

salad



5 Osserva e completa.



I like  
.....  
but I don't like  
.....




I like  
.....  
but I don't like  
.....



I like  
.....  
but I don't like  
.....



## 6 Osserva e completa.



I .....

..... and .....



I .....

.....



I .....

.....



I .....

.....



I .....

.....










# On a farm

Unit


5




1 Disegna e colora.




## 2 Trova l'intruso e scrivi il suo nome. Leggi e colora.




a green .....




a brown .....




a yellow .....




a pink .....




a grey .....




a green .....



a white .....




a red .....



a grey .....

3 Leggi, conta e scrivi i numeri.



How many eyes? .....

How many legs? .....

How many ears? .....



How many ears? .....

How many mouths? .....

How many eyes? .....

4 E tu? Scegli il numero corretto.

I've got **three** / two eyes.

I've got **one** / eleven nose.

I've got **four** / two feet.

I've got **two** / twenty legs.

I've got **twelve** / two ears.

I've got **two** / four arms.

5

On a farm

5 Collega e ripassa le parole con i colori appropriati.

15 18  
 12 14  
 13  
 16  
 11 20  
 17 19

TWELVE  
 FOURTEEN  
 ELEVEN  
 EIGHTEEN  
 FIFTEEN  
 NINETEEN  
 SIXTEEN  
 THIRTEEN  
 SEVENTEEN  
 TWENTY

6 Completa le sequenze con i numeri mancanti.


eleven ..... thirteen ..... fifteen .....

twenty nineteen ..... seventeen .....

eight ten twelve ..... sixteen ..... twenty



7 Completa l'incrocio di parole.



1



2



3



4




5



6



7



8



9



10



11




12



13



14



8 Pronuncia il nome degli elementi. Cerchia l'intruso e scrivi la parola. Spiega il perché.

